



COLLECTION
2025

LAPIERRE

LAPIERRE

COLLECTION 2025

Table of contents

BRANDING

Ride Your Next	4
Innovation	6
Colors	8

E-MTB

Overvolt HT	14
Overvolt TR	26
Overvolt AM	32
Overvolt GLP III	42
E-Zesty AM	50

MTB

Prorace Kids	62
Edge	74
Prorace	94
Prorace CF	102
XR	114
XRM	122
Zesty CF	134
Spicy CF	146

ROAD

E-Sensium	172
Crosshill	178
Crosshill CF	188
Pulsium	200
Xelius DRS	212
Aerostorm DRS	234

LIFESTYLE

E-Explorer	244
E-Explorer FS	264

ANNEX

Contacts	276
Service Portal	278
XLC	280



LAPIERRE

Ride Your Next

EN When we push our limits, we find our strength.
We harmonize balance, focus, power, purpose, and pace,
letting the mind conduct the symphony of movement.
This is where true riders emerge, where races are
conquered.

We're here to elevate your performance, whether you're
a novice or a pro. Unleash the potential of your mind,
and let the bike amaze you.

DE *Wo andere aufgeben, finden wir unsere Stärke.
Wir bringen Gleichgewicht, Fokus, Kraft, Zielstrebigkeit und Tempo
in Einklang und lassen den Geist die Sinfonie der Bewegung dirigieren.
Dies ist der Ort, an dem wahre Biker:innen entstehen und Rennen
gewonnen werden.*

*Wir sind hier, um deine Leistung zu steigern,
egal ob du Anfänger:in oder Profi bist. Entfalte das Potenzial deines
Bewusstseins und lass dich vom Bike überraschen.*



LAPIERRE

A new spirit in each innovation

Ein neuer Impuls in jeder Innovation

EN Crafted with precision and passion, each bike in the 2025 Collection embodies the relentless pursuit of excellence. From cutting-edge technology to sleek design, every detail is meticulously engineered to elevate your cycling experience.

DE Mit Präzision und Leidenschaft gefertigt, verkörpert jedes Rad aus der Kollektion 2025 das unermüdliche Streben nach Exzellenz. Jedes kleinste Detail wird mit Spitzentechnologie und elegantem Design sorgfältig entwickelt, um dein Fahrerlebnis auf das nächste Level zu heben.

E-MTB

Overvolt HT NEW
Overvolt TR NEW
Overvolt AM NEW

MTB

TR NEW

ROAD

Crosshill CF NEW
Pulsium NEW
Xelius DRS NEW

LIFESTYLE

E-Explorer NEW
E-Explorer FS NEW

Model Shown
Xelius DRS



LAPIERRE

2025 COLLECTION

This new collection features the perfect fusion between elegance and performance.

*Die neue Kollektion ist eine Fusion aus
Eleganz und Performance.*

EN 2025 is a collection where colors aren't just pigments but vessels of sensation, gateways to emotion, conduits of confidence, and whispers of elegance.

In our bike range, each hue is meticulously curated to ignite your senses, evoke deep feelings, boost your confidence, and elevate your performance to new heights.

DE 2025 ist eine Kollektion in der Farben nicht nur aus Pigmenten bestehen, sondern Medien der Sinne sind, Ausdruck von Emotion, Selbstvertrauen und Eleganz.

In unserer Range wurde jeder Farbton sorgfältig ausgewählt, um deine Sinne anzuregen, tiefe Emotionen zu erwecken, dein Selbstvertrauen zu stärken und deine Performance neu zu definieren.

Translucent Hex Blue

Lapierre's iconic color
die ikonische Farbe von Lapierre

EN This exquisite hue is not just a color; it's a statement, a testament to the seamless blend of sophistication and innovation. Inspired by the interplay of light and shadow, Translucent Hex Blue is designed to captivate, leaving an indelible mark on the world of cycling.

Its translucent nature allows light to dance upon its surface, casting a subtle glow that highlights the bike's contours and showcases its premium craftsmanship.

DE Dieser exquisite Farbton ist nicht nur eine Farbe; er ist ein Statement, ein Zeugnis für die nahtlose Verbindung von Raffinesse und Innovation. Inspiriert durch das Zusammenspiel von Licht und Schatten übt „Translucent Hex Blue“ eine ganz besondere Faszination aus und setzt in der Welt des Radsports bleibende Zeichen.

Seine transluzente Beschaffenheit lässt das Licht auf seiner Oberfläche tanzen und bewirkt einen subtilen Effekt, der die Konturen des Fahrrads hervorhebt und seine hochwertige Verarbeitung zur Geltung bringt.



- Overvolt GLP III Team
- E-Zesty AM 10.4 Di2

- Zesty CF 10.9
- Spicy CF Team

- Crosshill CF 8.0 S
- Xelius DRS 10.0

eMTB

MY25 RANGE

	XS	S	M	L	XL	XXL
Overvolt HT Mid	-	150-165	163-173	170-180	-	-
Overvolt HT High	-	156-174	172-182	180-190	>188	-
Overvolt TR	-	160-175	170-185	180-190	>185	-
Overvolt AM	-	160-175	170-185	180-190	> 185	-
Overvolt GLP III	-	150-170	168-178	176-186	>184	-
E-Zesty AM	-	150-170	168-178	176-186	>184	-



BELL

DHARCO

DHARCO.

RENTAL

CATBAR

LAPIERRE

eMTB

RANGE OVERVIEW

Overvolt HT

Overvolt TR

Overvolt AM

TEAM

SE


ELITE

LTD


10.



9.




8.




7.





6.



5.



4.



3.

2.

SPORT

Overvolt GLP III



MAINT.



MAINT.



MAINT.

E-Zesty AM

MAINT



MAINT



MAINT



MAINT

COMPETITION

LAPIERRE

Overvolt HT

RANGE

EN Combining the handling of a hardtail mountain bike with the efficiency of an e-bike, these hardtail e-mountain bikes have been developed to help you get started on the trails and discover the joy of electric mountain biking.

DE Das Overvolt HT kombiniert das Handling eines Hardtail-Mountainbikes mit der Effizienz eines E-Bikes. Es wurde entwickelt, um dir den Einstieg in die Welt des Mountainbikens zu erleichtern und lässt dich die Freude am E-Mountainbiken entdecken.



EN The Overvolt HT, much more than a hardtail bike:

- Balanced semi-rigid design
- Versatile sporty motorization
- A bike to take everywhere (hiking, traveling, exploring...)

DE Das Overvolt HT ist mehr als nur ein Hardtail-Bike:

- Semi-rigide Konstruktion
- Vielseitige sportliche Motorisierung
- Ein Bike, das man überallhin mitnehmen kann (Wandern, Reisen, Erkundungen ...)



ON

Overvolt HT 4.5 High

Blue | LOBRA
Bosch BES 3 Active Plus | 500Wh



ON

Overvolt HT 4.5 Mid

Sky Blue | LOBRB
Bosch BES 3 Active Plus | 500Wh



ON

Overvolt HT 5.5 High

Sand | LOCRA
Bosch BES 3 Perf | 500Wh



ON

Overvolt HT 5.5 Mid

Earth | LOCRB
Bosch BES 3 Perf | 500Wh



NEW

Overvolt HT 6.6 High

Flying Green | LODTA
Bosch Gen 5 CX | 600Wh



NEW

Overvolt HT 8.8 High

Anthra Grey | LOETA
Bosch Gen 5 CX | 800Wh

Overvolt HT 4.5 High

Ref. LOBRA

BLUE



Non-binding illustrations.

Frame	Overvolt Bosch Supreme 5 alloy
Fork	SR Suntour XCM 32 DS 15x100 29" 120mm travel
Rear derailleur	Shimano CUES U3020 9s Shadow
Crankset	Samox 170mm + 34T steel chainring
System	Bosch Active Line Plus "25kph" / Intube battery 500Wh/LED Remote
Sprocket	Shimano CUES LG300 11-36T 9s
Chain	Shimano CUES LG500 9/10/11s
Brakes	Tektro HD-M275
Rotors	Tektro TR180mm/180mm-24 6 bolts
Shiftlevers	Shimano CUES U4000 9s
Headset	Feimin 1.1/8" - 1.5 Tapered
Handlebar	XLC Alloy 6061 DB, Width: 720mm, Rise: 15mm, Ø: 31.8mm
Grips	Velo Lock-on
Stem	Alloy, 0°, Ø: 31.8mm, L: 45mm
Seatpost	Kalloy Alloy, Ø: 31.6mm, L: 350mm
Saddle	Lapierre
Front hub	DA210, boost 15x110, 32H 6 bolts
Rear hub	DA210, 4 sealed bearings, boost 12x148, 32H 6 bolts
Rims	Schürmann Yak25 584x25 (S), 622x25 (M,L) Disc Rim 32H with Silver Eyelets
Tires	WTB Ranger Comp 2.3x29"
Pedals	XLC by VP
Accessories	Bosch Charger 4A + Lapierre Thru axle and bottle opener lever

Overvolt HT 4.5 Mid

SKY BLUE

Ref. LOBRB



Non-binding illustrations.

Frame	Overvolt Bosch Supreme 5 alloy MIX
Fork	SR Suntour XCM 32 DS 15x100 27.5" (S) 29" (M,L) 120mm travel
Rear derailleur	Shimano CUES U3020 9s Shadow
Crankset	Samox 170mm + 34T steel chainring
System	Bosch Active Line Plus "25kph" / Intube battery 500Wh/LED Remote
Sprocket	Shimano CUES LG300 11-36T 9s
Chain	Shimano CUES LG500 9/10/11s
Brakes	Tektro HD-M275
Rotors	Tektro TR180mm/180mm-24 6 bolts
Shiftlevers	Shimano CUES U4000 9s
Headset	Feimin 1.1/8" - 1.5 Tapered
Handlebar	XLC Alloy 6061 DB, Width: 720mm, Rise: 15mm, Ø: 31.8mm
Grips	Velo Lock-on
Stem	Alloy, 0°, Ø: 31.8mm, L: 45mm
Seatpost	Kalloy Alloy, Ø: 31.6mm, L: 350mm
Saddle	Lapierre
Front hub	DA210, boost 15x110, 32H 6 bolts
Rear hub	DA210, 4 sealed bearings, boost 12x148, 32H 6 bolts
Rims	Schürmann Yak25 584x25 (S), 622x25 (M,L) Disc Rim 32H with Silver Eyelets
Tires	WTB Ranger Comp 2.3x27.5" (S) WTB Ranger Comp 2.3x29" (M,L)
Pedals	XLC by VP
Accessories	Bosch Charger 4A + Lapierre Thru axle and bottle opener lever

LAPIERRE

Overvolt HT 5.5 High

Ref. LOCRA

SAND



Non-binding illustrations.

Frame	Overvolt Bosch Supreme 5 alloy
Fork	SR Suntour XCM 32 DS 15x110 29" 120mm travel
Rear derailleur	Shimano CUES U3020 9s Shadow
Crankset	Samox 170mm + 34T steel chainring
System	Bosch Performance line "25kph" / Intube battery 500Wh/LED Remote
Sprocket	Shimano CUES LG300 11-36T 9s
Chain	Shimano CUES LG500 9/10/11s
Brakes	Tektro HD-M275
Rotors	Tektro TR180mm/180mm-24 6 bolts
Shiftlevers	Shimano CUES U4000 9s
Headset	Feimin 1.1/8" - 1.5 Tapered
Handlebar	XLC Alloy 6061 DB, Width: 720mm, Rise: 15mm, Ø: 31.8mm
Grips	Velo Lock-on
Stem	Alloy, 0°, Ø: 31.8mm, L: 45mm
Seatpost	Kalloy Alloy, Ø: 31.6mm, L: 350mm
Saddle	Lapierre
Front hub	DA210, boost 15x110, 32H 6 bolts
Rear hub	DA210, 4 sealed bearings, boost 12x148, 32H 6 bolts
Rims	Schürmann Yak25 584x25 (S), 622x25 (M,L) Disc Rim 32H with Silver Eyelets
Tires	WTB Ranger Comp 2.3x29"
Pedals	XLC by VP
Accessories	Bosch Charger 4A + Lapierre Thru axle and bottle opener lever

Overvolt HT 5.5 Mid

Ref. LOCRB

EARTH



Non-binding illustrations.

Frame	Overvolt Bosch Supreme 5 alloy MIX
Fork	SR Suntour XCM 32 DS 15x100 27.5" (S) 29" (M,L) 120mm travel
Rear derailleur	Shimano CUES U3020 9s Shadow
Crankset	Samox 170mm + 34T steel chainring
System	Bosch Performance line "25kph" / Intube battery 500Wh/LED Remote
Sprocket	Shimano CUES LG300 11-36T 9s
Chain	Shimano CUES LG500 9/10/11s
Brakes	Tektro HD-M275
Rotors	Tektro TR180mm/180mm-24 6 bolts
Shiftlevers	Shimano CUES U4000 9s
Headset	Feimin 1.1/8" - 1.5 Tapered
Handlebar	XLC Alloy 6061 DB, Width: 720mm, Rise: 15mm, Ø: 31.8mm
Grips	Velo Lock-on
Stem	Alloy, 0°, Ø: 31.8mm, L: 45mm
Seatpost	Kalloy Alloy, Ø: 31.6mm, L: 350mm
Saddle	Lapierre
Front hub	DA210, boost 15x110, 32H 6 bolts
Rear hub	DA210, 4 sealed bearings, boost 12x148, 32H 6 bolts
Rims	Schürmann Yak25 584x25 (S), 622x25 (M,L) Disc Rim 32H with Silver Eyelets
Tires	WTB Ranger Comp 2.3x27.5" (S) WTB Ranger Comp 2.3x29" (M,L)
Pedals	XLC by VP
Accessories	Bosch Charger 4A + Lapierre Thru axle and bottle opener lever

LAPIERRE

Overvolt HT 6.6 High

FLYING GREEN

Ref. LODTA



Non-binding illustrations.

Frame	Suprême 5 alloy
Fork	SR Suntour XCR34 Coil 15x110 29" 120mm travel 44mm offset
Rear derailleur	Shimano CUES U6000 10/11s
Crankset	XLC 160mm + 34T chainring
System	Bosch Performance line CX "25kph" BDU384 / Powertube 600Wh / Bosch Purion 200
Sprocket	Shimano CUES LG300 11-48T 10s
Chain	Shimano CUES LG500 9/10/11s
Brakes	Shimano MT401 2 pistons
Rotors	Shimano SM-RT30 203mm centerlock
Shiftlevers	Shimano CUES U6000 10s
Headset	Feimin-FPH856U 1.1/8" - 1.5 Tapered
Handlebar	Lapierre Alloy 6061 DB, Width: 760mm, Rise: 15mm (S,M) 30mm (L,XL), Ø: 31.8mm
Grips	Lapierre grips, S/M: small diameter, L/XL: large diameter
Stem	Lapierre alloy forged, 0°, Ø: 31.8mm, L: 40mm (S,M), 50mm (L,XL)
Seatpost	Lapierre Alloy 34.9mm 300mm(S,M)/350mm(L)/400mm(XL)
Saddle	Selle Royal Vivo Men
Front hub	Shimano TC500, boost 15x110, 32H Centerlock
Rear hub	Shimano TC500, boost 12x148, 32H Centerlock, Microspline
Rims	Ryde Disc30 32H, 30-584 (S)/ 30-622 (M,L,XL) Black Anod.
Tires	Schwalbe Nobby Nic Perf ADDIX 67EPI 65-584 (S)/62-622 (M,L,XL)
Pedals	XLC by VP
Accessories	Bosch Charger 4A + Lapierre Thru axle and bottle opener lever

Overvolt HT 8.8 High

ANTHRA GREY

Ref. LOETA



Non-binding illustrations.

Frame	Suprême 5 alloy
Fork	RockShox Psylo Silver R 15x110 29" 120mm travel 44mm offset
Rear derailleur	Shimano CUES U6000 10/11s
Crankset	XLC 160mm + 34T chainring
System	Bosch Performance line CX "25kph" BDU384 / Powertube 800Wh / Bosch Purion 200
Sprocket	Shimano CUES LG400 11-50T 11s
Chain	Shimano CUES LG500 9/10/11s
Brakes	Shimano MT401 2 pistons
Rotors	Shimano SM-RT30 203mm centerlock
Shiftlevers	Shimano CUES U6000 11s
Headset	Feimin-FPH856U 1.1/8" - 1.5 Tapered
Handlebar	Lapierre Alloy 6061 DB, Width: 760mm, Rise: 15mm (S,M) 30mm (L,XL), Ø: 31.8mm
Grips	Lapierre grips, S/M: small diameter, L/XL: large diameter
Stem	Lapierre alloy forged, 0°, Ø: 31.8mm, L: 40mm (S,M), 50mm (L,XL)
Seatpost	Jovial A1H 34.9mm 100mm(S,M)/125mm(L,XL)
Saddle	Selle Royal Vivo Men
Front hub	Shimano TC500, boost 15x110, 32H Centerlock
Rear hub	Shimano TC500, boost 12x148, 32H Centerlock, Microspline
Rims	Ryde Disc30 32H, 30-584 (S)/ 30-622 (M,L,XL) Black Anod.
Tires	Front : Maxxis Minion DHF EXO TR 29x2.6(S) 29x2.50 WT(M,L,XL) Rear : Maxxis Rekon Exo TR 29x2.6(S) 29x2.40(M,L,XL)
Pedals	XLC by VP
Accessories	Bosch Charger 4A + Lapierre Thru axle and bottle opener lever

LAPIERRE

Techzone

OVERVOLT HT

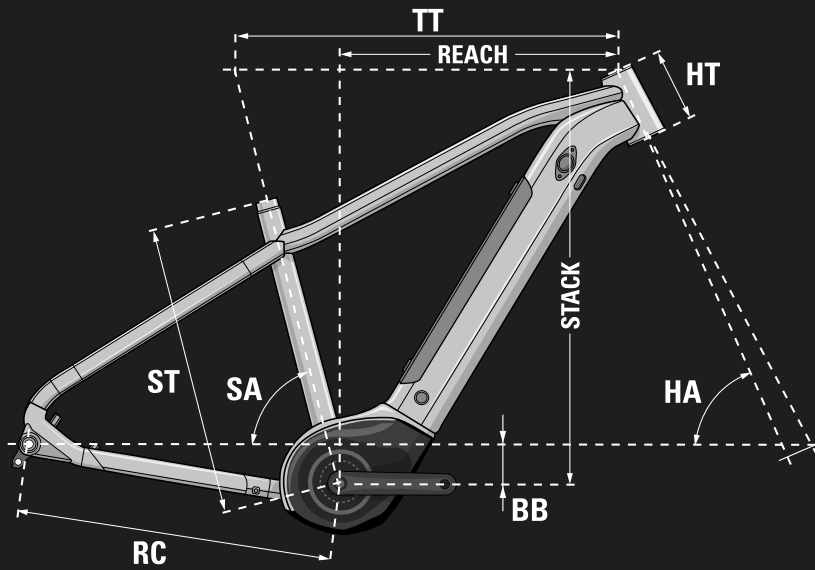


Find more details
on the Accell service portal
in Accentry.

service.accentry.com

Geometry

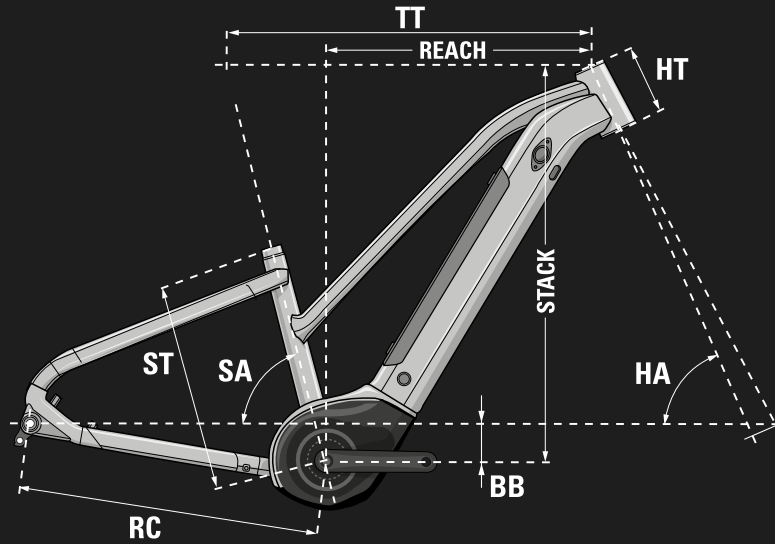
OVERVOLT HT 4.5 HIGH
OVERVOLT HT 5.5 HIGH



Size	S	M	L	XL
STL	400	450	490	530
CSL	495	495	495	495
TTL	570	606	639	671
HTL	110	115	135	160
HTA (°)	65	65	65	65
STA (°)	74.6	74.6	74.6	74.6
BB	69	69	64	64
WB	1217	1249	1287	1323
ST	624	648	661	684
RE	405	427	457	483
SOH	620	755	782	792
USER	150-170	168-178	176-186	>184
REF.	LO_RA400	LO_RA450	LO_RA490	LO_RA530

Geometry

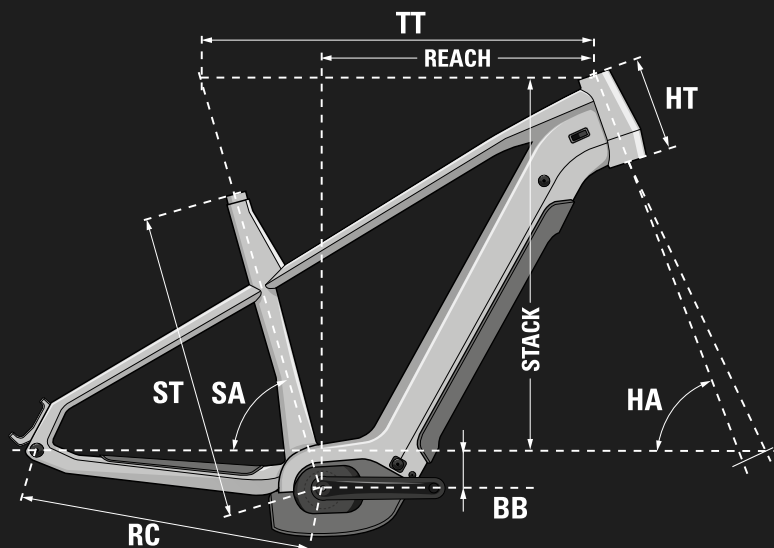
OVERVOLT HT 4.5 MID
OVERVOLT HT 5.5 MID



Size	S	M	L
STL	370	400	440
CSL	490	495	495
TTL	574	606	639
HTL	125	115	135
HTA (°)	65	65	65
STA (°)	74,8	74,6	74,6
BB	54	69	64
WB	1217	1249	1287
ST	624	648	661
RE	405	427	457
SOH	620	618	610
USER	150-165	163-173	170-180
REF.	LO_RB370	LO_RB400	LO_RB440

Geometry

OVERVOLT HT 6.6 HIGH
OVERVOLT HT 8.8 HIGH



Size	S	M	L	XL
ST [mm]	400	450	500	550
SA [°]	74	74	74	74
HT [mm]	140	140	150	160
HA [°]	68	67	67	67
TT [mm]	610	625	648	670
CS [mm]	465	475	475	475
BB drop [mm]	-60	-65	-65	-65
Fork + Headset [mm]	521	543	543	543
Fork rake [mm]	51	51	51	51
WB [mm]	1171	1216	1240	1264
Stack [mm]	656	674	683	692
Reach [mm]	422	432	452	472
User	156-174	172-182	180-190	188-198
Ref.	LO_TA400	LO_TA450	LO_TA500	LO_TA550

Overvolt TR

RANGE

EN Designed to help you roam mountain trails and rugged tracks without limits.

DE Das Overvolt TR ermöglicht dir, Bergtrails und ruppige Strecken ohne Einschränkungen zu entdecken.



EN The Overvolt TR, more than just a trail MTB:

- A full-suspension bike enabling aggressive riding on trails
- Versatile and enduring bike
- Motorization that pushes the limits

DE Das Overvolt TR, mehr als nur ein Trail-MTB:

- Ein vollgefedertes Bike, das aggressives Fahren auf Trails ermöglicht
- Vielseitig und ausdauernd
- Motorisierung, die an die Grenzen und darüber hinaus geht



NEW

Overvolt TR 4.6

Black | LOLTA
Bosch Gen 5 CX | 600Wh



NEW

Overvolt TR 6.8

Dry Stone Beige | LOLTB
Bosch Gen 5 CX | 800Wh

Overvolt TR 4.6

BLACK

Ref. LOLTA

Non-binding illustrations.



Frame	Suprême 5 alloy
Fork	RockShox Psylo Silver R 15x110 29" 140mm travel 44mm offset
Shock	Lapierre Shock 185x50mm Trunnion/15x8mm 140mm travel
Rear derailleur	Shimano CUES U6000 10s
Crankset	Samox EC40-F13-ISIS 160mm + E13 Helix Core steel chainring 34T 55CL
System	Bosch Performance line CX "25kph" BDU384 / Powertube Horizontal 600Wh / Kiox 300
Sprocket	Shimano CUES LG300 11-48T 10s
Chain	Shimano CUES LG500 9/10/11s
Brakes	Shimano M4100 4 (front) / 2 (rear) pistons
Rotors	Shimano SM-RT30 203mm centerlock
Shiftlevers	Shimano CUES U6000 10s
Headset	Acros Integrated ZS56/ZS56 Block Lock
Handlebar	Lapierre Thirty One 6061DB, Width: 760mm, Rise: 15mm (S,M) 30mm (L,XL), Ø: 31.8mm
Grips	Lapierre grips, S/M: small diameter, L/XL: large diameter
Stem	Lapierre Thirty One alloy, 0°, Ø: 31.8mm, L: 45mm (S,M), 50mm (L,XL)
Seatpost	Lapierre dropper by JD YSP18, Ø: 31.6mm, travel 130mm (S,M), 150mm (L), 170mm (XL) + Shimano lever
Saddle	Selle Royal Vivo Men
Front hub	Shimano TC500, boost 15x110, 32H Centerlock
Rear hub	Shimano TC500, boost 12x148, 32H Centerlock, HG driver driver
Rims	Ryde Disc30 32H, 30-622 Black Anod.
Tires	Front : Continental Kryptotal F Enduro Soft 60-622 Rear : Continental Xynotal R Enduro Soft 60-622
Pedals	XLC by VP
Accessories	Bosch Charger 4A + Lapierre Thru axle and bottle opener lever + Tubeless valves Connect module + range extender compatible

Overvolt TR 6.8

DRY STONE BEIGE

Ref. LOLTB



Non-binding illustrations.

Frame	Suprême 5 alloy
Fork	RockShox Psylo Silver RC 15x110 29" 140mm travel 44mm offset
Shock	Lapierre Shock 185x50mm Trunnion/15x8mm 140mm travel
Rear derailleur	Shimano CUES U6000 11s
Crankset	E13 Helix Core 160mm + E13 Helix Core steel chainring 34T 55CL
System	Bosch Performance line CX "25kph" BDU384 / Powertube Horizontal 800Wh / Kiox 300
Sprocket	Shimano CUES LG400 11-50T 11s
Chain	Shimano CUES LG500 9/10/11s
Brakes	Shimano M4100 4 (front) / 2 (rear) pistons
Rotors	Shimano SM-RT30 203mm centerlock
Shiftlevers	Shimano CUES U6000 11s
Headset	Acros Integrated ZS56/ZS56 Block Lock
Handlebar	Lapierre Thirty One 6061DB, Width: 760mm, Rise: 15mm (S,M) 30mm (L,XL), Ø: 31.8mm
Grips	Lapierre grips, S/M: small diameter, L/XL: large diameter
Stem	Lapierre Thirty One alloy, 0°, Ø: 31.8mm, L: 45mm (S,M), 50mm (L,XL)
Seatpost	Lapierre dropper by JD YSP18, Ø: 31.6mm, travel 130mm (S,M), 150mm (L), 170mm (XL) + Shimano lever
Saddle	Selle Royal Vivo Men
Front hub	Shimano TC500, boost 15x110, 32H Centerlock
Rear hub	Shimano TC500, boost 12x148, 32H Centerlock, HG driver driver
Rims	Ryde Disc30 32H, 30-622 Black Anod.
Tires	Front : Continental Kryptotal F Enduro Soft 60-622 Rear : Continental Xynotal R Enduro Soft 60-622
Pedals	XLC by VP
Accessories	Bosch Charger 4A + Lapierre Thru axle and bottle opener lever + Tubeless valves Connect module + range extender compatible

LAPIERRE

Techzone

OVERVOLT TR

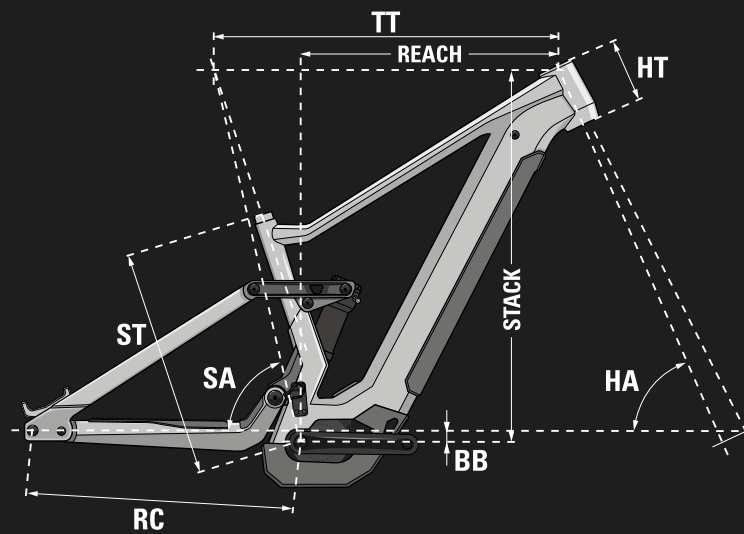


Find more details
on the Accell service portal
in Accentry.

service.accentry.com

Geometry

OVERVOLT TR



Size	S	M	L	XL
ST (mm)	390	430	460	490
Horizontal TT (mm)	583	606	630	660
HA (°)	65	65	65	65
Virtual SA (°)	76	76	76	76
RC (mm)	460	460	460	460
HT (mm)	110	120	140	160
Rear BB Drop (mm)	-24	-24	-25	-25
Front BB Drop (mm)	-25	-24	-25	-25
Fork Travel (mm)	140	140	140	140
Fork Length (mm)	550	550	550	550
Fork Offset (mm)	44	44	44	44
Rear Travel (mm)	140	140	140	140
Calculated Stack (mm)	603	615	633	651
Calculated Reach (mm)	430	450	470	495
Calculated WB (mm)	1211	1230	1257	1291
Calculated Average BB Drop (mm)	-24	-24	-25	-25
Calculated DT (mm)	741	762	788	818
Front wheel diameter (mm)	720	720	720	720
Rear wheel diameter (mm)	720	720	720	720
BB height (mm)	336	336	336	335
User	160-175	170-185	180-190	>185
Ref.	LOLT_390	LOLT_430	LOLT_460	LOLT_490

Overvolt AM

RANGE

EN Tackle the toughest routes with an extra pedal boost, so you can concentrate on enjoying the scenery. Redefine your limits and get out there.

DE *Zusätzlicher Pedalschub ermöglicht dir den Freiraum, auch auf den schwierigsten Strecken die Landschaft genießen zu können. Definiere deine Grenzen neu und leg los.*



EN The Overvolt AM, more than just an allmountain eMTB:

- The “king of the mountain”: expresses your riding in all slopes
- Aggressive setup (motorization and travel) allowing engagement at every moment
- Mullet design wheels favoring fluidity in handling

DE Das Overvolt AM, mehr als nur ein Allmountain eMTB:

- Der „King of the Mountain”: Drücke deinen Fahrstil in jedem Gelände aus
- Aggressives Setup (Motorisierung und Federweg) für aktiven Fahrstil und konstante Kontrolle
- Motorisierung, die an die Grenzen und darüber hinaus geht



NEW

Overvolt AM 4.6

Oat Milk Brown | LONTA
Bosch GEN 5 CX | 600Wh



NEW

Overvolt AM 5.8

Silent Green | LOOTA
Bosch GEN 5 CX | 800Wh



NEW

Overvolt AM 7.8

Circular Grey | LOPTA
Bosch GEN 5 CX | 800Wh



NEW

Overvolt AM 9.8

Anthra Grey | LOQTA
Bosch GEN 5 CX | 800Wh



NEW

Overvolt AM 10.8

Hexagonal Blue | LORTA
Bosch GEN 5 CX | 800Wh

Overvolt AM 4.6

OAT MILK BROWN

Ref. LONTA



Non-binding illustrations.

Frame	Suprême 5 alloy
Fork	RockShox Domain Gold Isolator R 15x110 29"170mm travel 44mm offset
Shock	Lapierre Shock 205x60mm Trunnion/30x8mm 160mm travel
Rear derailleur	Shimano CUES U6000 10s
Crankset	Samox EC40-F13-ISIS 160mm + E13 Helix Core steel chainring 34T 55CL
System	Bosch Performance line CX "25kph" BDU384 / Powertube Horizontal 600Wh / Kiox 300
Sprocket	Shimano CUES LG300 11-48T 10s
Chain	Shimano CUES LG500 9/10/11s
Brakes	Shimano M4100 4 pistons
Rotors	Shimano SM-RT30 203mm centerlock
Shiftlevers	Shimano CUES U6000 10s
Headset	Acros Integrated ZS56/ZS56 Block Lock
Handlebar	Lapierre Thirty Five Alloy 6061 DB, Width: 800mm, Rise: 30mm, Backsweep: 8°, Upsweep: 6°, Ø: 35mm
Grips	Lapierre grips, S/M: small diameter, L/XL: large diameter
Stem	Lapierre Thirty Five alloy 0°, Ø: 35mm, L: 35mm (S,M), 45mm (L,XL)
Seatpost	Lapierre dropper by JD YSP18, Ø: 31.6mm, travel 130mm (S,M), 150mm (L), 170mm (XL) + Shimano lever
Saddle	Selle Royal Vivo Men
Front hub	Shimano TC500, boost 15x110, 32H Centerlock
Rear hub	Shimano TC500, boost 12x148, 32H Centerlock, HG driver driver
Rims	Ryde Disc30 32H, 30-622 Black Anod. front / Disc35 32H, 35-684 Black Anod. Rear
Tires	Front : Continental Kryptotal F Enduro Super soft 60-622 Rear : Continental Kryptotal R Enduro Soft 60-584"
Pedals	XLC by VP
Accessories	Bosch Charger 4A + Lapierre Thru axle and bottle opener lever + Tubeless valves Connect module + range extender compatible

Overvolt AM 5.8

SILENT GREEN

Ref. LOOTA



Non-binding illustrations.

Frame	Suprême 5 alloy
Fork	RockShox Domain Gold Isolator R 15x110 29"170mm travel 44mm offset
Shock	Lapierre Shock 205x60mm Trunnion/30x8mm 160mm travel
Rear derailleur	Shimano CUES U6000 11s
Crankset	E13 Helix Core 160mm + E13 Helix Core steel chainring 34T 55CL
System	Bosch Performance line CX "25kph" BDU384 / Powertube Horizontal 800Wh / Kiox 300
Sprocket	Shimano CUES LG400 11-50T 11s
Chain	Shimano CUES LG500 9/10/11s
Brakes	Shimano M4100 4 pistons
Rotors	Shimano SM-RT30 203mm centerlock
Shiftlevers	Shimano CUES U6000 11s
Headset	Acros Integrated ZS56/ZS56 Block Lock
Handlebar	Lapierre Thirty Five Alloy 6061 DB, Width: 800mm, Rise: 30mm, Backsweep: 8°, Upsweep: 6°, Ø: 35mm
Grips	Lapierre grips, S/M: small diameter, L/XL: large diameter
Stem	Lapierre Thirty Five alloy 0°, Ø: 35mm, L: 35mm (S,M), 45mm (L,XL)
Seatpost	Lapierre dropper by JD YSP18, Ø: 31.6mm, travel 130mm (S,M), 150mm (L), 170mm (XL) + Shimano lever
Saddle	Selle Royal Vivo Men
Front hub	Shimano TC500, boost 15x110, 32H Centerlock
Rear hub	Shimano TC500, boost 12x148, 32H Centerlock, HG driver driver
Rims	Ryde Disc30 32H, 30-622 Black Anod. front / Disc35 32H, 35-684 Black Anod. Rear
Tires	Front : Continental Kryptotal F Enduro Super soft 60-622 Rear : Continental Kryptotal R Enduro Soft 60-584"
Pedals	XLC by VP
Accessories	Bosch Charger 4A + Lapierre Thru axle and bottle opener lever + Tubeless valves Connect module + range extender compatible

LAPIERRE

Overvolt AM 7.8

Ref. LOPTA

CIRCULAR GREY



Non-binding illustrations.

Frame	Suprême 5 alloy
Fork	RockShox ZEB Base Rush RC 15x110 29"170mm travel 44mm offset
Shock	RockShox Deluxe Select R 205x60mm Trunnion/30x8mm 160mm travel
Rear derailleur	SRAM S1000 Eagle AXS T-TYPE 12s
Crankset	E13 Helix Core 160mm + SRAM XX T-TYPE 34T 55CL
System	Bosch Performance line CX "25kph" BDU384 / Powertube Horizontal 800Wh / Kiox 300
Sprocket	SRAM XS1270 T-TYPE 10-52T 12s
Chain	SRAM GX T-TYPE 12s
Brakes	SRAM DB8 Stealth 4 pistons
Rotors	SRAM HS2 220mm/200mm 6 bolts
Shiftlevers	SRAM AXS Pod 12s
Headset	Acros Integrated ZS56/ZS56 Block Lock
Handlebar	Lapierre Thirty Five Alloy 6061 DB, Width: 800mm, Rise: 30mm, Backsweep: 8°, Upsweep: 6°, Ø: 35mm
Grips	Lapierre grips, S/M: small diameter, L/XL: large diameter
Stem	Lapierre Thirty Five alloy 0°, Ø: 35mm, L: 35mm (S,M), 45mm (L,XL)
Seatpost	Lapierre dropper by JD YSP18, Ø: 31.6mm, travel 130mm (S,M), 150mm (L), 170mm (XL)
Saddle	Selle Royal Terra Aidon X5 145mm S-Alloy Mobius
Wheelset	Lapierre eAM+ alloy 32H, front: 622x33 J-bend, rear: 584x35 J-bend Tubeless Ready, HG Driver
Tires	Front : Continental Kryptotal F Enduro Super soft 60-622 Rear : Continental Kryptotal R Enduro Soft 60-584
Pedals	XLC by VP
Accessories	Bosch Charger 4A + Lapierre Thru axle and bottle opener lever + Tubeless valves Connect module + range extender compatible

Overvolt AM 9.8

ANTHRA GREY

Ref. LOQTA



Non-binding illustrations.

Frame	Suprême 5 alloy
Fork	Fox 38 Float Performance Elite GRIP X 15x110 29"170mm travel 44mm offset
Shock	Fox Float X Performance Elite 205x60mm Trunnion/30x8mm 160mm travel
Rear derailleur	SRAM GX Eagle AXS T-TYPE 12s
Crankset	E13 Helix Core 160mm + SRAM XX T-TYPE 34T 55CL
System	Bosch Performance line CX "25kph" BDU384 / Powertube Horizontal 800Wh / Kiox 300
Sprocket	SRAM XS1275 T-TYPE 10-52T 12s
Chain	SRAM GX T-TYPE 12s
Brakes	SRAM Maven Bronze 4 pistons
Rotors	SRAM HS2 220mm/200mm 6 bolts
Shiftlevers	SRAM AXS Pod 12s
Headset	Acros Integrated ZS56/ZS56 Block Lock
Handlebar	Lapierre Thirty Five Alloy 6061 DB, Width: 800mm, Rise: 30mm, Backsweep: 8°, Upsweep: 6°, Ø: 35mm
Grips	Lapierre grips, S/M: small diameter, L/XL: large diameter
Stem	Lapierre Thirty Five alloy 0°, Ø: 35mm, L: 35mm (S,M), 45mm (L,XL)
Seatpost	Lapierre dropper by JD YSI05, Ø: 31.6mm, travel 125mm (S), 150mm (M), 170mm (L), 200mm (XL)
Saddle	Selle Royal Terra Ridon X5 145mm S-Alloy Mobius
Wheelset	Lapierre eAM+ alloy 32H, front: 622x33 J-bend, rear: 584x35 J-bend Tubeless Ready, XD Driver
Tires	Front : Continental Kryptotal F Enduro Super soft 60-622 Rear : Continental Kryptotal R Enduro Soft 60-584
Pedals	XLC by VP
Accessories	Bosch Charger 4A + Lapierre Thru axle and bottle opener lever + Tubeless valves Connect module + range extender compatible

LAPIERRE

Overvolt AM 10.8

HEXAGONAL BLUE

Ref. LORTA



Non-binding illustrations.

Frame	Suprême 5 alloy
Fork	RockShox ZEB Ultimate Charger 3.1 RC2 15x110 29"170mm travel 44mm offset
Shock	RockShox Super Deluxe Ultimate RC2T 205x60mm Trunnion/30x8mm 160mm travel
Rear derailleur	SRAM GX Eagle AXS T-TYPE 12s
Crankset	E13 Helix Core 160mm + SRAM XX T-TYPE 34T 55CL
System	Bosch Performance line CX "25kph" BDU384 / Powertube Horizontal 800Wh / Kiox 300
Sprocket	SRAM XS1275 T-TYPE 10-52T 12s
Chain	SRAM GX T-TYPE 12s
Brakes	SRAM Maven Silver 4 pistons
Rotors	SRAM HS2 220mm/200mm 6 bolts
Shiftlevers	SRAM AXS Pod 12s
Headset	Acros Integrated ZS56/ZS56 Block Lock
Handlebar	Lapierre Thirty Five Alloy 6061 DB, Width: 800mm, Rise: 30mm, Backsweep: 8°, Upsweep: 6°, Ø: 35mm
Grips	Lapierre grips, S/M: small diameter, L/XL: large diameter
Stem	Lapierre Thirty Five alloy 0°, Ø: 35mm, L: 35mm (S,M), 45mm (L,XL)
Seatpost	Lapierre dropper by JD YSI05, Ø: 31.6mm, travel 125mm (S), 150mm (M), 170mm (L), 200mm (XL)
Saddle	Selle Royal Terra Ridon X3 145mm Kium Mobius
Wheelset	DT Swiss HX1501 Spline One front: 622x30, rear: 584x30, XD Driver
Tires	Front : Continental Kryptotal F Enduro Super soft 60-622 Rear : Continental Kryptotal R Enduro Soft 60-584"
Pedals	XLC by VP
Accessories	Bosch Charger 4A + Lapierre Thru axle and bottle opener lever + Tubeless valves Connect module + range extender compatible

Model Shown
Overvolt AM 10.8



Techzone

OVERVOLT AM

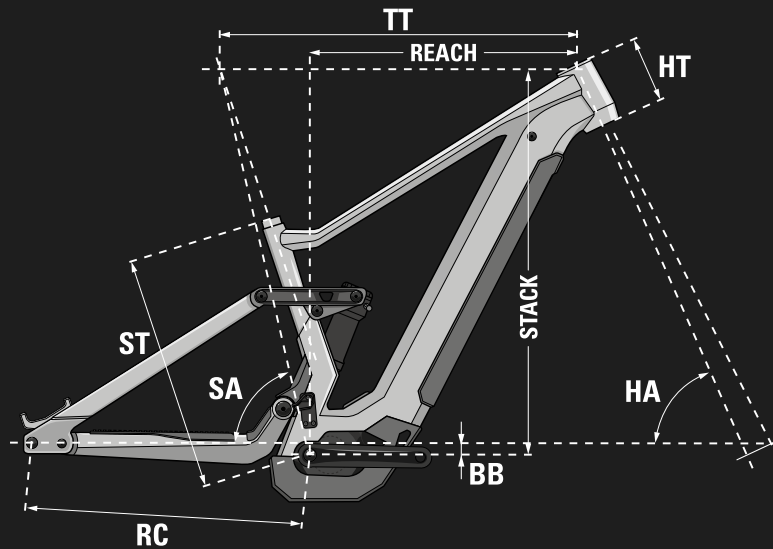


Find more details
on the Accell service portal
in Accentry.

service.accentry.com

Geometry

OVERVOLT AM



Size	S	M	L	XL
ST (mm)	390	430	460	490
Horizontal TT (mm)	586	609	633	663
HA (°)	64,5	65	65	65
Virtual SA (°)	76,5	76,5	76,5	76,5
RC (mm)	460	460	460	460
HT (mm)	110	110	130	150
Rear BB Drop (mm)	-15	-15	-15	-15
Front BB Drop (mm)	-30	-30	-30	-30
Fork Travel (mm)	170	170	170	170
Fork Length (mm)	585	585	585	585
Fork Offset (mm)	44	44	44	44
Rear Travel (mm)	160	160	160	160
Calculated Stack (mm)	638	641	659	678
Calculated Reach (mm)	433	455	475	500
Calculated WB (mm)	1231	1248	1276	1311
Calculated Average BB Drop (mm)	-21	-21	-20	-20
Calculated DT (mm)	771	786	813	842
Front wheel diameter (mm)	720	720	720	720
Rear wheel diameter (mm)	690	690	690	690
BB height (mm)	330	330	330	330
User	160-175	170-185	180-190	>185
Ref.	LO_TA390	LO_TA430	LO_TA460	LO_TA490

Overvolt GLP III

RANGE

EN Three letters. Three bikes. One revolution. The Lapierre Gravity Logic Project is an innovative and futuristic turning point in the world of eMTB.

DE Drei Buchstaben. Drei Räder. Eine Revolution. Das Lapierre Gravity Logic Project ist ein innovativer und futuristischer Wendepunkt in der Welt des E-Mountainbikens.



EN The GLP III, much more than an eBike :

- Unique mass centralization
- Latest-generation Bosch motorization
- Recognized and award-winning design

DE Das GLP III, viel mehr als ein E-Bike:

- Einzigartige Massenzentralisierung
- Bosch-Motor der neuesten Generation
- Anerkanntes und preisgekröntes Design



MAINT.

Overvolt GLP III Elite

Harsh Green | LGATA
Bosch Performance Line CX | 800Wh



MAINT.

Overvolt GLP III SE

Thunder Grey | LGCTA
Bosch Performance Line CX-R | 800Wh



MAINT.

Overvolt GLP III Team

Translucent Hex Blue | LGBTA
Bosch Performance Line CX-R | 800Wh

Overvolt GLP III Elite

Ref. LGATA

HARSH GREEN



Non-binding illustrations.

Frame	Carbon UD SLI
Fork	Fox 38 Float Performance Elite GRIP X2 15x110 29"170mm travel 44mm offset
Shock	Fox Float X Performance Elite 2pos 205x65mm Trunnion/15x8mm 170mm travel
Rear derailleur	Shimano XT 12s
Crankset	E13 Helix Core 160mm (S,M) , 165mm (L,XL) + E13 Helix Race chainring 34T 53CL
System	Bosch Performance line CX "25kph" BDU374 / Powerpack 800Wh / Kiox 300
Sprocket	Shimano SLX 10-51T 12s
Chain	Shimano CN-M7100 12s
Brakes	Shimano Deore XT 4 pistons
Rotors	Shimano RT-CL800 203mm centerlock
Shiftlevers	Shimano SLX 12s Rapidfire
Headset	Acros Integrated ZS56/ZS56 Block Lock
Handlebar	Lapierre Thirty Five Alloy 6061 DB, Width: 800mm, Rise: 30mm, Backsweep: 8°, Upsweep: 6°, Ø: 35mm
Grips	Lapierre grips, S/M: small diameter, L/XL: large diameter
Stem	Lapierre Thirty Five alloy 0°, Ø: 35mm, L: 35mm (S,M), 45mm (L,XL)
Seatpost	Lapierre dropper by JD YSI05, Ø: 31.6mm, travel 125mm (S), 150mm (M), 170mm (L,XL)
Saddle	Selle Royal Terra Ridon X5 145mm S-Alloy Mobius
Wheelset	Lapierre eAM+ alloy 32H, front: 622x33 J-bend, rear: 584x35 J-bend Tubeless Ready, MS Driver
Tires	Front: Schwalbe MAGIC MARY Evo, Super Trail, TLE, ADDIX Ultra Soft, 62-622, 67TPI Rear: Schwalbe BIG BETTY, Super Trail, TLE, ADDIX Soft, 65-584, 67TPI
Pedals	XLC by VP
Accessories	Bosch Charger 4A + Lapierre Thru axle and bottle opener lever + Tubeless valves + Slicy Frame Kit Protection Connect module compatible

Overvolt GLP III SE

THUNDER GREY

Ref. LGCTA



Non-binding illustrations.

Frame	Carbon UD SLI
Fork	Fox 38 Float Factory GRIP X2 15x110 29"170mm travel 44mm offset
Shock	Fox Float X Factory 2pos 205x65mm Trunnion/15x8mm 170mm travel
Rear derailleur	SRAM X0 EAGLE AXS T-TYPE 12s
Crankset	E13 Race Carbon 160mm (S,M) , 165mm (L,XL) + SRAM XX T-TYPE 34T 55CL
System	Bosch Performance line CX-R "25kph" BDU376 / Powerpack 800Wh / Kiox 300
Sprocket	SRAM XS1295 T-TYPE 10-52T 12s
Chain	SRAM XO T-TYPE 12s
Brakes	SRAM Maven Silver 4 pistons
Rotors	SRAM HS2 220mm/200mm 6 bolts
Shiftlevers	SRAM AXS Pod Ultimate 12s
Headset	Acros Integrated ZS56/ZS56 Block Lock
Handlebar	Lapierre Thirty Five Alloy 6061 DB, Width: 800mm, Rise: 30mm, Backsweep: 8°, Upsweep: 6°, Ø: 35mm
Grips	Lapierre grips, S/M: small diameter, L/XL: large diameter
Stem	Lapierre Thirty Five alloy 0°, Ø: 35mm, L: 35mm (S,M), 45mm (L,XL)
Seatpost	Lapierre dropper by JD YSI05, Ø: 31.6mm, travel 125mm (S), 150mm (M), 170mm (L,XL)
Saddle	Selle Royal Terra Ridon X3 145mm Kium Mobius
Wheelset	DT Swiss HX1501 Spline One front: 622x30, rear: 584x35, XD Driver
Tires	Front: Schwalbe MAGIC MARY Evo, Super Trail, TLE, ADDIX Ultra Soft, 62-622, 67TPI Rear: Schwalbe BIG BETTY, Super Trail, TLE, ADDIX Soft, 65-584, 67TPI
Pedals	XLC by VP
Accessories	Bosch Charger 4A + Lapierre Thru axle and bottle opener lever + Tubeless valves + Slicy Frame Kit Protection Connect module compatible

LAPIERRE

Overvolt GLP III Team

Ref. LGBTA

TRANSLUCENT HEX BLUE



Non-binding illustrations.

Frame	Carbon UD SLI
Fork	RockShox ZEB Ultimate Charger 3.1 RC2 15x110 29"170mm travel 44mm offset
Shock	RockShox Vivid Air Ultimate 205x65mm Trunnion/15x8mm 170mm travel
Rear derailleur	SRAM X0 EAGLE AXS T-TYPE 12s
Crankset	E13 Race Carbon 160mm (S,M) , 165mm (L,XL) + SRAM XX T-TYPE 34T 55CL
System	Bosch Performance line CX-R "25kph" BDU376 / Powerpack 800Wh / Kiox 300
Sprocket	SRAM XS1295 T-TYPE 10-52T 12s
Chain	SRAM XO T-TYPE 12s
Brakes	SRAM Maven Ultimate 4 pistons
Rotors	SRAM HS2 220mm/200mm 6 bolts
Shiftlevers	SRAM AXS Pod Ultimate 12s
Headset	Acros Integrated ZS56/ZS56 Block Lock
Handlebar	Renthal Fatbar, Width: 800mm, Rise: 30mm, Ø: 35mm
Grips	Lapierre grips, S/M: small diameter, L/XL: large diameter
Stem	Renthal Apex, Ø: 35mm, L: 33mm (S,M), 40mm (L,XL)
Seatpost	SRAM Reverb AXS, Ø: 31.6mm, travel 125mm (S), 150mm (M), 170mm (L,XL)
Saddle	Selle Royal Terra Ridon X3 145mm Kium Mobius
Wheelset	Lapierre eAM+ carbon, front: 622x30 Straight pull, rear: 584x33 J-bend Tubeless Ready, XD Driver
Tires	Front: Schwalbe MAGIC MARY Evo, Super Trail, TLE, ADDIX Ultra Soft, 62-622, 67TPI Rear: Schwalbe BIG BETTY, Super Trail, TLE, ADDIX Soft, 65-584, 67TPI
Pedals	XLC by VP
Accessories	Bosch Charger 4A + Lapierre Thru axle and bottle opener lever + Tubeless valves + Slicy Frame Kit Protection Connect module compatible

Techzone

OVERVOLT GLP III

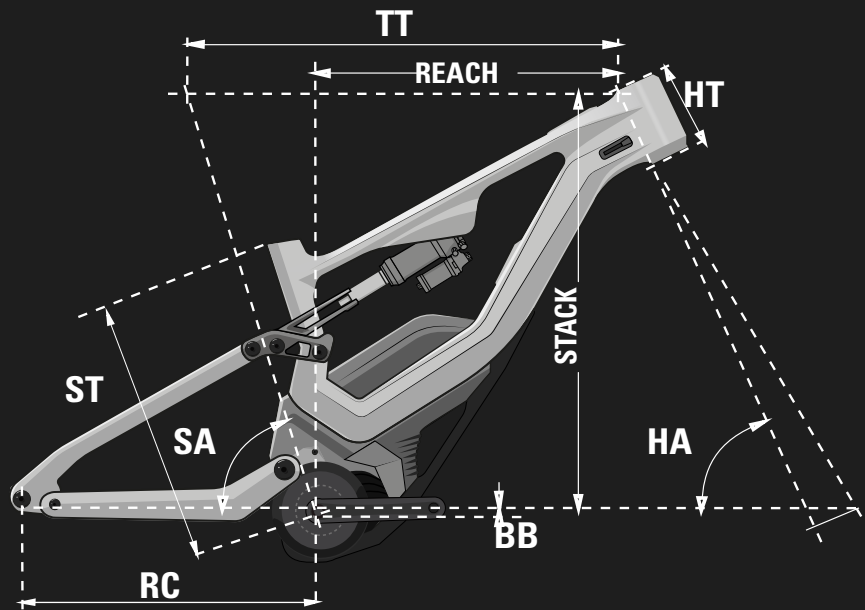


Find more details
on the Accell service portal
in Accentry.

service.accentry.com

Geometry

OVERVOLT GLP III



Size	S	M	L	XL
ST (MM)	390	400	430	460
TT (MM)	580	607	629	656
HA (°)	64	64	64	64
SA (°)	77	77	77	77
RC (MM)	440	440	440	440
HT (MM)	110	120	130	140
BB (MM)	-10	-10	-10	-10
FRK TRAVEL	170	170	170	170
FRK LENGTH	600	600	600	600
FRK OFFSET	44	44	44	44
STACK	629	638	647	656
REACH	435	460	480	505
WB	1225	1255	1279	1308
USER	150-170	168-178	176-186	>184
REF.	LG_TA390	LG_TA400	LG_TA430	LG_TA460

E-Zesty AM

RANGE

EN Built to conquer even the most challenging trails and leave you craving for more.

DE Gebaut, um selbst die anspruchsvollsten Trails zu bezwingen und dir Lust auf mehr zu machen.



EN The E-Zesty AM, more than just a light assist MTB:

- Responsive and faithful Fazua motor
- Lightweight and maneuverable
- Kinematics that push you to challenge yourself

DE Das E-Zesty AM, mehr als nur ein MTB mit Unterstützung:

- Reaktionsfreudiger und zuverlässiger Fazua-Motor
- Leicht und wendig
- Kinematik, die dich neue Ansprüche stellen lässt



MAINT

E-Zesty AM 8.4

Anthra Grey | LEXTA
Fazua | 475Wh



MAINT

E-Zesty AM 9.4

Grass Yellow | LEYTA
Fazua | 475Wh



MAINT

E-Zesty AM 10.4 AXS

Translucent Carmin | LEZTB
Fazua | 475Wh



MAINT

E-Zesty AM 10.4 Di2

Translucent Hex Blue | LEZTA
Fazua | 475Wh

E-Zesty AM 8.4

Ref. LEXTA

ANTHRA GREY



Non-binding illustrations.

Frame	Carbon UD SLI
Fork	RockShox Pike Select+ Charger 3.1 RC2 15x110 29"140mm travel 44mm offset
Shock	RockShox Deluxe Select+ RT 210x55mm 20x8mm/30x8mm 140mm travel
Rear derailleur	Shimano XT 12s
Crankset	E13 Helix Core Fazua 165mm (S,M) , 170mm (L,XL) + E13 Helix Race alloy chainring 32T
System	Fazua Ride 60 S / Energy 475Wh fix / LED Hub
Sprocket	Shimano Deore 10-51T 12s
Chain	Shimano Deore 12s
Brakes	Shimano M4100 4 pistons
Rotors	Shimano SM-RT70 203mm centerlock
Shiftlevers	Shimano Deore 12s Rapidfire
Headset	Acros Integrated ZS56/ZS56 Block Lock
Handlebar	Lapierre Thirty One 6061DB, Width: 780mm, Rise: 30mm, Ø: 31.8mm
Grips	Lapierre grips, S/M: small diameter, L/XL: large diameter
Stem	Lapierre Thirty One alloy, 0°, Ø: 31.8mm, L: 35mm (S), 45mm (M,L,XL)
Seatpost	Lapierre dropper by JD YSP18, Ø: 31.6mm, travel 120mm (S), 130mm (M), 150mm (L), 170mm (XL)
Saddle	Selle Royal Terra Ridon X5 145mm S-Alloy Mobius
Wheelset	DT Swiss Hybrid MTB H1900 Spline
Tires	Front : Maxxis Assegai Exo TR 29X2.50 WT Rear : Maxxis Dissector 3C MaxxTerra EXO+ TR 29X2.40 WT
Pedals	XLC by VP
Accessories	Fazua Charger 3A90 + Lapierre Thru axle and bottle opener lever + Tubeless valves + Slicy Frame Kit Protection

E-Zesty AM 9.4

Ref. LEYTA

GRASS YELLOW



Non-binding illustrations.

Frame	Carbon UD SLI
Fork	RockShox Pike Ultimate Charger 3.1 RC2 15x110 29"140mm travel 44mm offset
Shock	RockShox Deluxe Ultimate 210x55mm 20x8mm/30x8mm 140mm travel
Rear derailleur	SRAM XO EAGLE AXS T-TYPE 12s
Crankset	E13 Helix Core Fazua 165mm (S,M) , 170mm (L,XL) + SRAM XX chainring 32T
System	Fazua Ride 60 S / Energy 475Wh fix / LED Hub
Sprocket	SRAM XS1295 T-TYPE 10-52T 12s
Chain	SRAM XO T-TYPE 12s
Brakes	SRAM Code Silver Stealth 4 pistons
Rotors	SRAM HS2 200mm 6 bolts
Shiftlevers	SRAM AXS Pod 12s
Headset	Acros Integrated ZS56/ZS56 Block Lock
Handlebar	Lapierre Thirty One 6061DB, Width: 780mm, Rise: 30mm, Ø: 31.8mm
Grips	Lapierre grips, S/M: small diameter, L/XL: large diameter
Stem	Lapierre Thirty One alloy, 0°, Ø: 31.8mm, L: 35mm (S), 45mm (M,L,XL)
Seatpost	Lapierre dropper by JD YSI05, Ø: 31.6mm, travel 125mm (S), 150mm (M), 170mm (L,XL)
Saddle	Selle Royal Terra Ridon X5 145mm S-Alloy Mobius
Wheelset	DT Swiss MTB HX 1700 Spline LS
Tires	Front : Maxxis Assegai 3C MaxxGrip Nex+ TR 29X2.50 WT Rear : Maxxis Dissector 3C MaxxTerra EXO+ TR 29X2.40 WT
Pedals	XLC by VP
Accessories	Fazua Charger 3A90 + Lapierre Thru axle and bottle opener lever + Tubeless valves + Slicy Frame Kit Protection

LAPIERRE

E-Zesty AM 10.4 AXS

Ref. LEZTB

TRANSLUCENT CARMIN



Non-binding illustrations.

Frame	Carbon UD SLI
Fork	RockShox Pike Ultimate Flight Attendant 15x110 29"140mm travel 44mm offset
Shock	RockShox Super Deluxe Ultimate Flight Attendant 210x55mm 20x8mm/30x8mm 140mm travel
Rear derailleur	SRAM X0 EAGLE AXS T-TYPE 12s
Crankset	Rotor E-Kapic 165mm (S,M) , 170mm (L,XL) + SRAM XX chainring 32T
System	Fazua Ride 60 S / Energy 475Wh fix / LED Hub
Sprocket	SRAM XS1295 T-TYPE 10-52T 12s
Chain	SRAM X0 T-TYPE 12s
Brakes	SRAM Code Silver Stealth 4 pistons
Rotors	SRAM HS2 200mm 6 bolts
Shiftlevers	SRAM AXS Rocker 12s
Headset	Acros Integrated ZS56/ZS56 Block Lock
Handlebar	Renthal Fatbar Lite V2, Width: 760mm, Rise: 20mm, Ø: 31.8mm
Grips	Lapierre grips, S/M: small diameter, L/XL: large diameter
Stem	Lapierre Thirty One alloy, 0°, Ø: 31.8mm, L: 35mm (S), 45mm (M,L,XL)
Seatpost	SRAM Reverb AXS, Ø: 31.6mm, travel 125mm (S), 150mm (M), 170mm (L,XL)
Saddle	Selle Royal Terra Ridon X5 145mm S-Alloy Mobius
Wheelset	DT Swiss MTB HXC 1501 Spline LS
Tires	Front : Maxxis Assegai 3C MaxxGrip Nex+ TR 29X2.50 WT Rear : Maxxis Dissector 3C MaxxTerra EXO+ TR 29X2.40 WT
Pedals	XLC by VP
Accessories	Fazua Charger 3A90 + Lapierre Thru axle and bottle opener lever + Tubeless valves + Slicy Frame Kit Protection + SRAM AXS Rocker for Flight Attendant

E-Zesty AM 10.4 Di2

Ref. LEZTA

TRANSLUCENT HEX BLUE



Non-binding illustrations.

Frame	Carbon UD SLI
Fork	Fox 34 Float Factory GRIP X 15x110 29"140mm travel 44mm offset
Shock	Fox Float Factory 2pos 210x55mm 20x8mm/30x8mm 140mm travel
Rear derailleur	Shimano XTR Di2 12s
Crankset	Rotor E-Kapic 165mm (S,M) , 170mm (L,XL) + Rotor Ride 60 Alloy chainring 32T
System	Fazua Ride 60 S / Energy 475Wh fix / LED Hub
Sprocket	Shimano XTR 10-51T 12s
Chain	Shimano XTR 12s
Brakes	Shimano XTR 4 pistons
Rotors	Shimano RT-CL900 203mm centerlock
Shiftlevers	Shimano XTR Di2 12s
Headset	Acros Integrated ZS56/ZS56 Block Lock
Handlebar	Renthal Fatbar Lite V2, Width: 760mm, Rise: 20mm, Ø: 31.8mm
Grips	Lapierre grips, S/M: small diameter, L/XL: large diameter
Stem	Lapierre Thirty One alloy, 0°, Ø: 31.8mm, L: 35mm (S), 45mm (M,L,XL)
Seatpost	Fox Transfer Factory Ø: 31.6mm, travel 120mm (S), 150mm (M,L), 180mm (XL)
Saddle	Selle Royal Terra Ridon X5 145mm S-Alloy Mobius
Wheelset	DT Swiss MTB HXC 1200 Spline LS
Tires	Front : Maxxis Assegai 3C MaxxGrip Nex+ TR 29X2.50 WT Rear : Maxxis Dissector 3C MaxxTerra EXO+ TR 29X2.40 WT
Pedals	XLC by VP
Accessories	Fazua Charger 3A90 + Lapierre Thru axle and bottle opener lever + Tubeless valves + Slicy Frame Kit Protection

LAPIERRE

Techzone

E-ZESTY AM

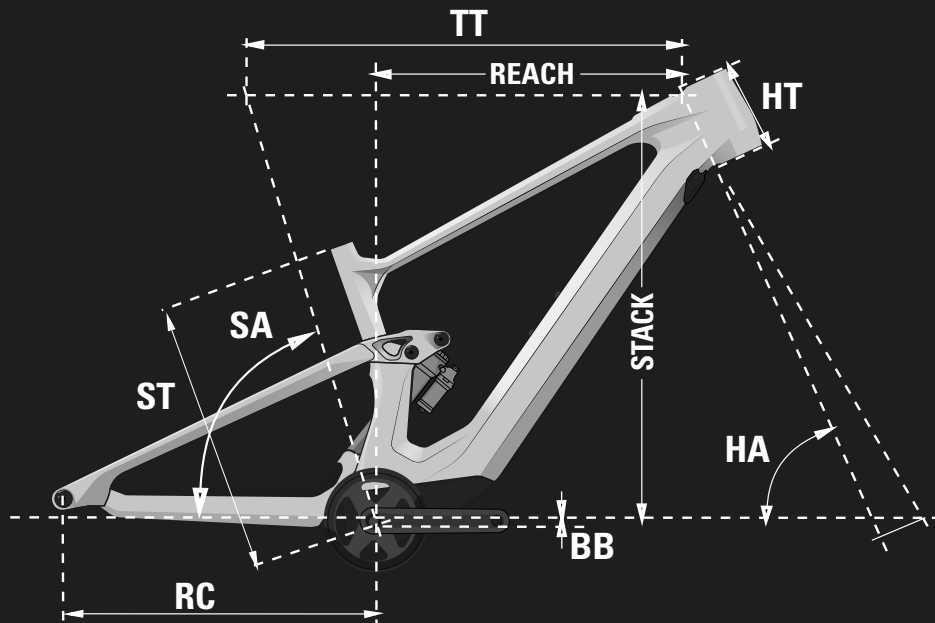


Find more details
on the Accell service portal
in Accentry.

service.accentry.com

Geometry

E-ZESTY AM



Size	S	M	L	XL
ST (MM)	370	400	430	460
TT (MM)	576	603	625	652
HA (°)	65	65	65	65
SA (°)	77	77	77	77
RC (MM)	435	435	440	445
HT (MM)	110	120	130	140
BB (MM)	-30	-30	-30	-30
FRK TRAVEL	140	140	140	140
FRK LENGTH	550	550	550	550
FRK OFFSET	44	44	44	44
STACK	610	619	628	637
REACH	435	460	480	505
WB	1188	1217	1246	1280
USER	150-170	168-178	176-186	>184
REF.	LE_T_370	LE_T_400	LE_T_430	LE_T_460

MTB

MY25 RANGE

	XS	S	M	L	XL	XXL
Edge W	135-155	150-165	160-175	-	-	-
Edge 27.5	145-155	150-170	168-178	-	-	-
Edge 29	-	150-170	168-178	176-186	>184	-
Prorace	-	150-163	160-170	167-178	176-186	-
Prorace CF	-	150-170	168-178	176-186	>184	-
XR	-	150-170	168-178	176-186	>184	-
XRM	-	150-170	168-178	176-186	>184	-
TR	145-155	150-170	168-178	176-186	>184	-
Zesty CF	-	150-170	168-178	176-186	>184	-
Spicy CF	152-164	163-172	170-182	180-190	>188	-
Prorace Kids	UNI					



LAPIERRE

MTB

RANGE OVERVIEW

Edge


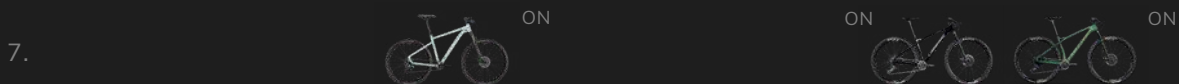
Prorace CF Prorace Prorace Kid

FK

SE

TEAM

10.




KIDS




LEASURE


XRM XR



Zesty CF



Spicy CF



→
COMPETITION

Prorace Kids

RANGE

EN Let your kids enjoy the ride!

DE Lass deine Kinder Spaß am Fahren haben!



EN The Prorace Kid, more than just a kids' bike:

- Colors that will delight the little ones
- Reliable and safe components
- 20 to 24-inch wheels for all sizes

DE Das Prorace Kid, mehr als nur ein Kinderfahrrad:

- Farben, die die Kleinen begeistern
- Zuverlässige und sichere Komponenten
- 20- bis 24-Zoll-Räder für alle Größen

ON



Prorace 20
Deep Blue | LPAPA

ON



Prorace 24
Grey | LPBPA

ON



Prorace 20 Girl
Turquoise | LPAPB

ON



Prorace 24 Girl
Purple | LPBPB

ON



Prorace 20 SL
Sky Blue | LPAPC

ON



Prorace 24 SL
Light Yellow | LPBPC

Prorace 20

DEEP BLUE

Ref. LPAPA



Non-binding illustrations.

Frame	Prorace 20" Supreme 4 alloy V-Brake
Fork	RST CAPA 20" 40mm travel
Front derailleur	Shimano RD-TY300D, 7s
Rear derailleur	Alloy A102P 32T 127mm
Crankset	BSA 124.5mm
Bottom bracket	Shimano TZ5007428 14-28T 7s
Sprocket	YBN S50 1/2"x3/32" 7s
Chain	Alhonga V-Brake HJ-721 ADX
Brakes	Shimano SL-M315-7R 7s
Shiftlevers	Ahead type, steel
Headset	Lapierre MtB alloy 6061, Width: 580, Backsweep: 9°, Ø: 31.8mm
Handlebar	Velo VLG311-4A
Grips	MTB alloy AS-M05, 0°, E: 45mm
Stem	Alloy SP-200, Ø: 27.2mm, L: 300mm
Seatpost	Lapierre VL-5061
Saddle	KT A15F
Front hub	KT A12R threaded
Rear Hub	Alloy 20x1.75 Single wall 28H CNC
Rims	MITAS Ocelot V85 2.10 x 20"
Tires	SP-876
Pedals	Chain jam protector CD-04D 31.8mm

Prorace 24

GREY

Ref. LPBPA



Non-binding illustrations.

Frame	Prorace 24" Supreme 4 alloy V-Brake
Fork	RST CAPA 24" 50mm travel
Front derailleur	Shimano Tourney FD-TY300
Rear derailleur	Shimano RD-TY300D, 7s
Crankset	Shimano FCTY301 42-34-24 150mm
Bottom bracket	Shimano BBUN100B22B 122.5mm
Sprocket	Shimano TZ5007428 14-28T 7s
Chain	YBN S50 1/2"x3/32" 7s
Brakes	Alhonga V-Brake HJ-721 ADX
Shiftlevers	Shimano STEF500 3x7s
Headset	Ahead type, steel
Handlebar	Lapierre MtB alloy 6061, Width: 620, Backsweep: 9°, Ø: 31.8mm
Grips	Velo VLG311-4A
Stem	MTB alloy AS-M05, 0°, E: 45mm
Seatpost	SP-342, Ø: 27.2mm, L: 300mm
Saddle	Lapierre VL-5061
Front hub	KT A15F
Rear Hub	KT A12R threaded
Rims	Alloy 24x1.75 Single wall 28H CNC
Tires	MITAS Ocelot V85 2.10 x 24"
Pedals	SP-931S steel cage

LAPIERRE

Prorace 20 Girl

TURQUOISE

Ref. LPAPB



Non-binding illustrations.

Frame	Prorace Girl 20" Supreme 4 alloy V-Brake
Fork	RST CAPA 20" 40mm travel
Front derailleur	Shimano RD-TY300D, 7s
Rear derailleur	Alloy A102P 32T 127mm
Crankset	BSA 124.5mm
Bottom bracket	Shimano TZ5007428 14-28T 7s
Sprocket	YBN S50 1/2"x3/32" 7s
Chain	Alhonga V-Brake HJ-721 ADX
Brakes	Shimano SL-M315-7R 7s
Shiftlevers	Ahead type, steel
Headset	Lapierre MtB alloy 6061, Width: 580, Backsweep: 9°, Ø: 31.8mm
Handlebar	Velo VLG311-4A
Grips	MTB alloy AS-M05, 0°, E: 45mm
Stem	Alloy SP-200, Ø: 27.2mm, L: 300mm
Seatpost	Lapierre VL-5061
Saddle	KT A15F
Front hub	KT A12R threaded
Rear Hub	Alloy 20x1.75 Single wall 28H CNC
Rims	MITAS Ocelot V85 2.10 x 20"
Tires	SP-878
Pedals	Chain jam protector CD-04D 31.8mm

Prorace 24 Girl

PURPLE

Ref. LPBPB



Non-binding illustrations.

Frame	Prorace Girl 24" Supreme 4 alloy V-Brake
Fork	RST CAPA 24" 50mm travel
Front derailleur	Shimano Tourney FD-TY300
Rear derailleur	Shimano RD-TY300D, 7s
Crankset	Shimano FCTY301 42-34-24 150mm
Bottom bracket	Shimano BBUN100B22B 122.5mm
Sprocket	Shimano TZ5007428 14-28T 7s
Chain	YBN S50 1/2"x3/32" 7s
Brakes	Alhonga V-Brake HJ-721 ADX
Shiftlevers	Shimano STEF500 3x7s
Headset	Ahead type, steel
Handlebar	Lapierre MtB alloy 6061, Width: 620, Backsweep: 9°, Ø: 31.8mm
Grips	Velo VLG311-4A
Stem	MTB alloy AS-M05, 0°, E: 45mm
Seatpost	SP-342, Ø: 27.2mm, L: 300mm
Saddle	Lapierre VL-5061
Front hub	KT A15F
Rear Hub	KT A12R threaded
Rims	Alloy 24x1.75 Single wall 28H CNC
Tires	MITAS Ocelot V85 2.10 x 24"
Pedals	SP-931S steel cage

LAPIERRE

Prorace 20 SL

SKY BLUE

Ref. LPAPC



Non-binding illustrations.

Frame	Prorace 20" Supreme 4 alloy V-Brake
Fork	Alloy Rigid 20"
Front derailleur	Shimano Acera RD-M360 7/8s
Rear derailleur	Samox Alloy 28T 114mm
Crankset	BSA Cartridge type 122.5mm
Bottom bracket	Shimano CS-HG31 11-34T 8s
Sprocket	KMC Z8 8s
Chain	Tektro
Brakes	Tektro 837AL
Shiftlevers	Shimano SL-M315-8R 8s
Headset	FSA NO.10 semi-integrated
Handlebar	XLC alloy 6061, Width: 540, Rise : 25mm, Backsweep: 7°, Ø: 31.8mm
Grips	Velo VLG-1979 115mm
Stem	MTB alloy,TDS-C308-8, 10°, E: 40mm
Seatpost	XLC Alloy SP-DC1, Ø: 27.2mm, L: 300mm
Saddle	DDK D992
Front hub	KT A15F
Rear Hub	KT KT-AZER HG 20H
Rims	Alloy 406x18mm double wall 20H CNC
Tires	Kenda Small Block 8 20x1.50
Pedals	VP-225

Prorace 24 SL

LIGHT YELLOW

Ref. LPBPC



Non-binding illustrations.

Frame	Prorace 24" Supreme 4 alloy V-Brake
Fork	Alloy Rigid 24"
Front derailleur	Shimano Acera RD-M360 7/8s
Rear derailleur	Samox Alloy 32T 140mm
Crankset	BSA Cartridge type 122.5mm
Bottom bracket	Shimano CS-HG31 11-34T 8s
Sprocket	KMC Z8 8s
Chain	Tektro
Brakes	Tektro 837AL
Shiftlevers	Shimano SL-M315-8R 8s
Headset	FSA NO.10 semi-integrated
Handlebar	XLC alloy 6061, Width: 560, Rise : 25mm, Backsweep: 7°, Ø: 31.8mm
Grips	Velo VLG-1979 115mm
Stem	MTB alloy,TDS-C308-8, 10°, E: 40mm
Seatpost	XLC Alloy SP-DC1, Ø: 27.2mm, L: 300mm
Saddle	DDK D992
Front hub	KT A15F
Rear Hub	KT KT-AZER HG 24H
Rims	Alloy 507x18mm double wall 24H CNC
Tires	Kenda Small Block 8 24x1.50
Pedals	SP-931S steel cage

LAPIERRE

Techzone

PRORACE KIDS

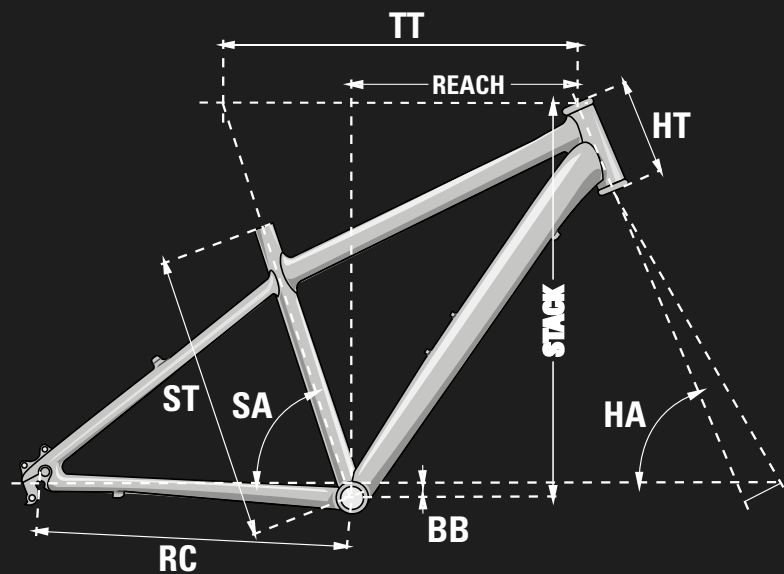


Find more details
on the Accell service portal
in Accentry.

service.accentry.com

Geometry

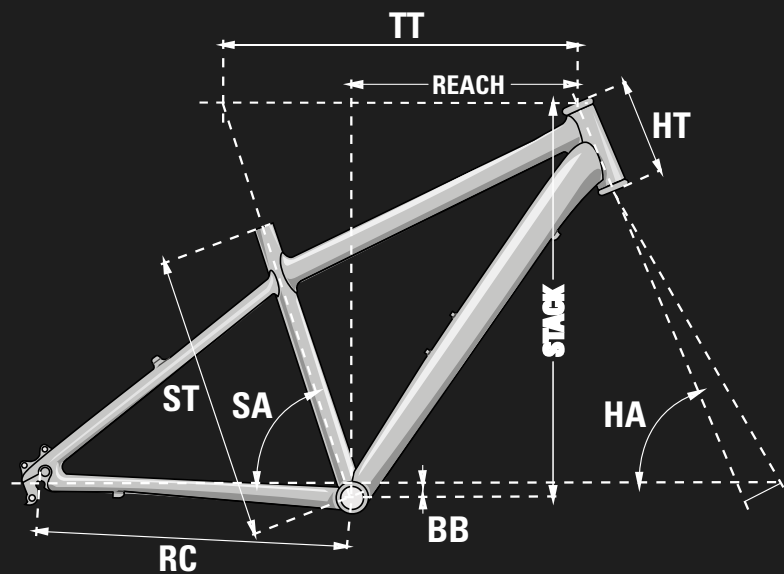
PRORACE 24



SIZE	UNI
ST (MM)	360
TT (MM)	486
HA (°)	70
SA (°)	73
RC (MM)	405
HT (MM)	100
BB (MM)	-35
REACH	333
STACK	499
USER	130-155
REF.	LPBP_360

Geometry

PRORACE 20



SIZE	UNI
------	-----

ST (MM)	300
---------	-----

TT (MM)	440
---------	-----

HA (°)	71
--------	----

SA (°)	72
--------	----

RC (MM)	366
---------	-----

HT (MM)	100
---------	-----

BB (MM)	-20
---------	-----

REACH	305
-------	-----

STACK	416
-------	-----

USER	115-135
------	---------

REF.	LPAP_300 (PRORACE 20)
------	-----------------------

	LPAP_250 (PRORACE 20 SL)
--	--------------------------

Edge

RANGE

EN Discover the joy of riding the trails, tackling your first descent, riding alone, with family or friends, all on a small budget.

DE Entdecke die Freude am Trail-Fahren, die erste Abfahrt, allein, mit der Familie oder mit Freund:innen - alles zum kleinen Preis.



EN The Edge, more than just a MTB:

- The perfect compromise for the trails
- Suspension fork, 100mm of travel
- Two versions: sloping frame and women's frame

DE Das Edge, mehr als nur ein MTB:

- Der perfekte Kompromiss für die Trails
- Federgabel, 100 mm Federweg
- Zwei Rahmenversionen

Edge

RANGE



ON

Edge 2.7

Middle Green
LHARA



ON

Edge 2.7 W

Washed Salmon
LHARB



ON

Edge 2.9

Bombay Orange
LHARC



ON

Edge 3.9

Grap Anthracite
LHBRC



ON

Edge 3.7

Tillandsia Purple
LHBRA



ON

Edge 3.7 W

Frost Grey
LHBRB



ON

Edge 5.7

Onyx Black
LHCRA



ON

Edge 5.7 W

Topaz Blue
LHCRB



ON

Edge 5.9

Flave Yellow
LHCRC



ON

Edge 7.9

Pure White
LHDRA



ON

Edge 9.9

Deluxe Kaki
LHERA

Edge 2.7 W

Ref. LHARB

WASHED SALMON



Non-binding illustrations.

Frame	Edge Women 27.5" Supreme 5 alloy Disc, internal cable routing
Fork	RST GILA-T Coil 27.5" 100mm travel
Front derailleur	Shimano Tourney 3s
Rear derailleur	Shimano Tourney 7s
Crankset	Shimano Tourney 42-34-24T 170mm (XS,S) , 175mm (M)
Bottom bracket	Square 124.5mm
Sprocket	Shimano HG20 12-32T 7s
Chain	S52 7s
Brakes	Shimano MT200 2 pistons
Rotors	Shimano SMRT10S 160mm front/rear Centerlock
Shiftlevers	Shimano Altus 7s
Headset	FSA NO.10 semi-integrated
Handlebar	XLC alloy Width: 700mm, Rise: 15mm, Ø: 31.8mm
Grips	Velo Double Density 130mm
Stem	XLC alloy, 6°, Ø: 31.8mm, L: 60mm
Seatpost	XLC alloy, Ø: 30.9mm, L: 400mm
Saddle	XLC Woman
Front hub	Shimano HBQC300, 32H Centerlock QR
Rear hub	Shimano FHTY505, 32H Centerlock QR
Rims	Lapierre Disc, 32H, 27.5", 21-584
Tires	Mitas Ocelot 27.5x2.1 54-584
Pedals	Xerama SP-400

Edge 2.7

Ref. LHARA

MIDDLE GREEN



Non-binding illustrations.

Frame	Edge 27.5" Supreme 5 alloy Disc, internal cable routing
Fork	RST GILA-T Coil 27.5" 100mm travel
Front derailleur	Shimano Tourney 3s
Rear derailleur	Shimano Tourney 7s
Crankset	Shimano Tourney 42-34-24T 170mm (XS,S) , 175mm (M)
Bottom bracket	Square 124.5mm
Sprocket	Shimano HG20 12-32T 7s
Chain	S52 7s
Brakes	Shimano MT200 2 pistons
Rotors	Shimano SMRT10S 160mm front/rear Centerlock
Shiftlevers	Shimano Altus 7s
Headset	FSA NO.10 semi-integrated
Handlebar	XLC alloy Width: 720mm, Rise: 15mm, Ø: 31.8mm
Grips	Velo Double Density 130mm
Stem	XLC alloy, 6°, Ø: 31.8mm, L: 60mm
Seatpost	XLC alloy, Ø: 30.9mm, L: 400mm
Saddle	XLC
Front hub	Shimano HBQC300, 32H Centerlock QR
Rear hub	Shimano FHTY505, 32H Centerlock QR
Rims	Lapierre Disc, 32H, 27.5", 21-584
Tires	Mitas Ocelot 27.5x2.1 54-584
Pedals	Xerama SP-400

Edge 2.9

Ref. LHARC

BOMBAY ORANGE



Non-binding illustrations.

Frame	Edge 29" Supreme 5 alloy Disc, internal cable routing
Fork	RST GILA-T Coil 29" 100mm travel
Front derailleur	Shimano Tourney 3s
Rear derailleur	Shimano Tourney 7s
Crankset	Shimano Tourney 42-34-24T 170mm (M) , 175mm (L,XL)
Bottom bracket	Square 124.5mm
Sprocket	Shimano HG20 12-32T 7s
Chain	S52 7s
Brakes	Shimano MT200 2 pistons
Rotors	Shimano SMRT10S 160mm front/rear Centerlock
Shiftlevers	Shimano Altus 7s
Headset	FSA NO.10 semi-integrated
Handlebar	XLC alloy Top flat, Width: 720mm, Ø: 31.8mm
Grips	Velo Double Density 130mm
Stem	XLC alloy, 6°, Ø: 31.8mm, L: 60mm
Seatpost	XLC alloy, Ø: 30.9mm, L: 400mm
Saddle	XLC
Front hub	Shimano HBQC300, 32H Centerlock QR
Rear hub	Shimano FHTY505, 32H Centerlock QR
Rims	Lapierre Disc, 32H, 29", 21-622
Tires	Mitas Ocelot 29x2.1 54-622
Pedals	Xerama SP-400

Edge 3.9

Ref. LHBRC

GRAP ANTHRACITE



Non-binding illustrations.

Frame	Edge 29" Supreme 5 alloy Disc, internal cable routing
Fork	RST BLAZE -TNL(HLO)-DSS 29" 100mm travel
Front derailleur	Shimano Altus 3s
Rear derailleur	Shimano Acera 8s
Crankset	Shimano Tourney 42-34-24T 170mm (M) , 175mm (L,XL)
Bottom bracket	Square 124.5mm
Sprocket	Sunrace CSM400 12-32T 8s
Chain	S52 1/2"x3/32" 8s
Brakes	Shimano MT200 2 pistons
Rotors	Shimano SMRT10S 160mm front/rear Centerlock
Shiftlevers	Shimano Altus 8s
Headset	FSA NO.10 semi-integrated
Handlebar	XLC alloy Top flat, Width: 720mm, Ø: 31.8mm
Grips	Velo Double Density 130mm
Stem	XLC alloy, 6°, Ø: 31.8mm, L: 60mm
Seatpost	XLC alloy, Ø: 30.9mm, L: 400mm
Saddle	XLC
Front hub	Shimano HBQC300, 32H Centerlock QR
Rear hub	Shimano FHTY505, 32H Centerlock QR
Rims	Lapierre Disc, 32H, 29", 21-622
Tires	Mitas Ocelot 29x2.1 54-622
Pedals	Xerama SP-400

LAPIERRE

Edge 3.7

Ref. LHBRA

TILLANDSIA PURPLE



Non-binding illustrations.

Frame	Edge 27.5" Supreme 5 alloy Disc, internal cable routing
Fork	RST BLAZE -TNL(HLO)-DS 27.5" 100mm travel
Front derailleur	Shimano Altus 3s
Rear derailleur	Shimano Acera 8s
Crankset	Shimano Tourney 42-34-24T 170mm (XS,S) , 175mm (M)
Bottom bracket	Square 124.5mm
Sprocket	Sunrace CSM400 12-32T 8s
Chain	S52 1/2"x3/32" 8s
Brakes	Shimano MT200 2 pistons
Rotors	Shimano SMRT10S 160mm front/rear Centerlock
Shiftlevers	Shimano Altus 8s
Headset	FSA NO.10 semi-integrated
Handlebar	XLC alloy Width: 720mm, Rise: 15mm, Ø: 31.8mm
Grips	Velo Double Density 130mm
Stem	XLC alloy, 6°, Ø: 31.8mm, L: 60mm
Seatpost	XLC alloy, Ø: 30.9mm, L: 400mm
Saddle	XLC
Front hub	Shimano HBQC300, 32H Centerlock QR
Rear hub	Shimano FHTY505, 32H Centerlock QR
Rims	Lapierre Disc, 32H, 27.5", 21-584
Tires	Mitas Ocelot 27.5x2.1 54-584
Pedals	Xerama SP-400

Edge 3.7 W

Ref. LHBRB

FROST GREY



Non-binding illustrations.

Frame	Edge Women 27.5" Supreme 5 alloy Disc, internal cable routing
Fork	RST BLAZE -TNL(HLO)-DS 27.5" 100mm travel
Front derailleur	Shimano Altus 3s
Rear derailleur	Shimano Acera 8s
Crankset	Shimano Tourney 42-34-24T 170mm (XS,S) , 175mm (M)
Bottom bracket	Square 124.5mm
Sprocket	Sunrace CSM400 12-32T 8s
Chain	S52 1/2"x3/32" 8s
Brakes	Shimano MT200 2 pistons
Rotors	Shimano SMRT10S 160mm front/rear Centerlock
Shiftlevers	Shimano Altus 8s
Headset	FSA NO.10 semi-integrated
Handlebar	XLC alloy Width: 720mm, Rise: 15mm, Ø: 31.8mm
Grips	Velo Double Density 130mm
Stem	XLC alloy, 6°, Ø: 31.8mm, L: 60mm
Seatpost	XLC alloy, Ø: 30.9mm, L: 400mm
Saddle	XLC Woman
Front hub	Shimano HBQC300, 32H Centerlock QR
Rear hub	Shimano FHTY505, 32H Centerlock QR
Rims	Lapierre Disc, 32H, 27.5", 21-584
Tires	Mitas Ocelot 27.5x2.1 54-584
Pedals	Xerama SP-400

Edge 5.7

Ref. LHCRA

ONYX BLACK



Non-binding illustrations.

Frame	Edge Women 27.5" Supreme 5 alloy Disc, internal cable routing
Fork	RST BLAZE RL-DS RL 27.5" 100mm travel
Front derailleur	Shimano CUES U4000 2s
Rear derailleur	Shimano CUES U4020 9s Shadow
Crankset	Shimano CUES U4000 36-22T 170mm (XS,S) , 175mm (M)
Bottom bracket	Square 120mm
Sprocket	Shimano CUES LG300 11-36T 9s
Chain	Shimano CUES LG500 9/10/11s
Brakes	Shimano MT200 2 pistons
Rotors	Shimano SMRT10S 180mm front/ 160mm rear Centerlock
Shiftlevers	Shimano CUES U4000 9s
Headset	FSA NO.10 semi-integrated
Handlebar	XLC alloy Width: 700mm, Rise: 15mm, Ø: 31.8mm
Grips	Herrmans Lock-on DD30B 130mm
Stem	XLC alloy, 6°, Ø: 31.8mm, L: 60mm
Seatpost	XLC alloy, Ø: 30.9mm, L: 400mm
Saddle	XLC Woman
Front hub	Shimano HBQC300, 32H Centerlock QR
Rear hub	Shimano HBQC300-HM, 32H Centerlock QR
Rims	Lapierre Disc, 32H, 27.5", 21-584
Tires	Front : Schwalbe Tough Tom, K-Guard, 57-584, 50EPI Rear : Schwalbe Rapid Rob, K-Guard, 57-584, 50EPI
Pedals	Xerama SP-400

Edge 5.7 W

Ref. LHCRB

TOPAZ BLUE



Non-binding illustrations.

Frame	Edge 27.5" Supreme 5 alloy Disc, internal cable routing
Fork	RST BLAZE RL-DS RL 27.5" 100mm travel
Front derailleur	Shimano CUES U4000 2s
Rear derailleur	Shimano CUES U4020 9s Shadow
Crankset	Shimano CUES U4000 36-22T 170mm (XS,S) , 175mm (M)
Bottom bracket	Square 120mm
Sprocket	Shimano CUES LG300 11-36T 9s
Chain	Shimano CUES LG500 9/10/11s
Brakes	Shimano MT200 2 pistons
Rotors	Shimano SMRT10S 180mm front/ 160mm rear Centerlock
Shiftlevers	Shimano CUES U4000 9s
Headset	FSA NO.10 semi-integrated
Handlebar	XLC alloy Width: 720mm, Rise: 15mm, Ø: 31.8mm
Grips	Herrmans Lock-on DD30B 130mm
Stem	XLC alloy, 6°, Ø: 31.8mm, L: 60mm
Seatpost	XLC alloy, Ø: 30.9mm, L: 400mm
Saddle	XLC
Front hub	Shimano HBQC300, 32H Centerlock QR
Rear hub	Shimano HBQC300-HM, 32H Centerlock QR
Rims	Lapierre Disc, 32H, 27.5", 21-584
Tires	Front : Schwalbe Tough Tom, K-Guard, 57-584, 50EPI Rear : Schwalbe Rapid Rob, K-Guard, 57-584, 50EPI
Pedals	Xerama SP-400

LAPIERRE

Edge 5.9

Ref. LHCRC

FLAVE YELLOW



Non-binding illustrations.

Frame	Edge 29" Supreme 5 alloy Disc, internal cable routing
Fork	RST BLAZE RL-DS RL 29" 100mm travel
Front derailleur	Shimano CUES U4000 2s
Rear derailleur	Shimano CUES U4020 9s Shadow
Crankset	Shimano CUES U4000 36-22T 170mm (M) , 175mm (L,XL)
Bottom bracket	Square 120mm
Sprocket	Shimano CUES LG300 11-36T 9s
Chain	Shimano CUES LG500 9/10/11s
Brakes	Shimano MT200 2 pistons
Rotors	Shimano SMRT10S 180mm front/ 160mm rear Centerlock
Shiftlevers	Shimano CUES U4000 9s
Headset	FSA NO.10 semi-integrated
Handlebar	XLC alloy Top flat, Width: 720mm, Ø: 31.8mm
Grips	Herrmans Lock-on DD30B 130mm
Stem	XLC alloy, 6°, Ø: 31.8mm, L: 60mm
Seatpost	XLC alloy, Ø: 31.6mm, L: 400mm
Saddle	XLC
Front hub	Shimano HBQC300, 32H Centerlock QR
Rear hub	Shimano HBQC300-HM, 32H Centerlock QR
Rims	Lapierre Disc, 32H, 29", 21-622
Tires	Front : Schwalbe Tough Tom, K-Guard, 57-622, 50EPI Rear : Schwalbe Rapid Rob, K-Guard, 57-622, 50EPI
Pedals	Xerama SP-400

Edge 7.9

Ref. LHDRA

PURE WHITE



Non-binding illustrations.

Frame	Edge 29" Supreme 5 alloy Disc, internal cable routing
Fork	RockShox Judy Silver TK Remote 29" QR COIL100mm travel
Rear derailleur	Shimano CUES U6000 10/11s Shadow+
Crankset	Shimano CUES U6000 32T 170mm (S) , 175mm (M,L,XL)
Bottom bracket	Shimano external cups
Sprocket	Shimano CUES LG400 11-50T 10s
Chain	Shimano CUES LG500 9/10/11s
Brakes	Shimano MT200 2 pistons
Rotors	Shimano SMRT30 180mm/160mm Centerlock
Shiftlevers	Shimano CUES U6000 11s
Headset	FSA NO.10 semi-integrated
Handlebar	XLC alloyTop flat, Width: 720mm, Ø: 31.8mm
Grips	Herrmans Lock-on DD30B 130mm
Stem	XLC alloy, 6°, Ø: 31.8mm, L: 60mm
Seatpost	XLC alloy, Ø: 31.6mm, L: 400mm
Saddle	XLC
Front hub	Shimano HBQC300, 32H Centerlock QR
Rear hub	Shimano HBQC300-HM, 32H Centerlock QR
Rims	Lapierre Disc, 32H, 29", 21-622
Tires	Front : Schwalbe Tough Tom, K-Guard, 57-622, 50EPI Rear : Schwalbe Rapid Rob, K-Guard, 57-622, 50EPI
Pedals	FPD NW-91K Steel cage

LAPIERRE

Edge 9.9

Ref. LHERA

DELUXE KAKI



Non-binding illustrations.

Frame	Edge 29" Supreme 5 alloy Disc, internal cable routing
Fork	RockShox Judy Silver TK Remote 29" QR COIL100mm travel
Rear derailleur	Shimano Deore 12s Shadow +
Crankset	Shimano MT512 30T 170mm (S) , 175mm (M,L,XL)
Bottom bracket	Shimano external cups
Sprocket	Shimano Deore 10-51T 12s
Chain	KMC X-12 12s
Brakes	Shimano MT200 2 pistons
Rotors	Shimano SMRT30 180mm/160mm Centerlock
Shiftlevers	Shimano Deore 12s Rapidfire
Headset	FSA NO.10 semi-integrated
Handlebar	XLC alloy Top flat, Width: 720mm, Ø: 31.8mm
Grips	Herrmans Lock-on DD30B 130mm
Stem	XLC alloy, 6°, Ø: 31.8mm, L: 60mm
Seatpost	XLC alloy, Ø: 31.6mm, L: 400mm
Saddle	XLC
Front hub	Shimano HBQC300, 32H Centerlock QR
Rear hub	Shimano HBQC500-MS, 32H Centerlock QR
Rims	Lapierre Disc, 32H, 29", 21-622
Tires	Front : Schwalbe Tough Tom, K-Guard, 57-622, 50EPI Rear : Schwalbe Rapid Rob, K-Guard, 57-622, 50EPI
Pedals	FPD NW-91K Steel cage

Techzone

EDGE

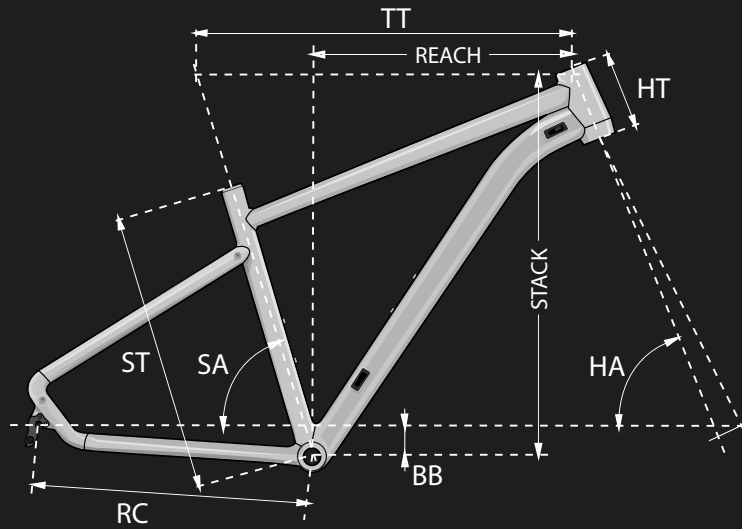


Find more details
on the Accell service portal
in Accentry.

service.accentry.com

Geometry

EDGE



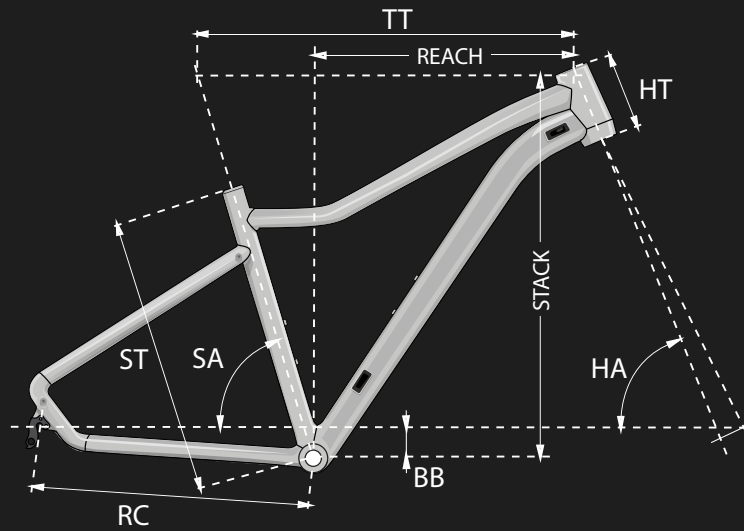
Size	XS	S	M	S	M	L	XL
ST (MM)	360	400	440	400	440	480	520
TT (MM)	545	570	590	575	595	615	635
HA (°)	68	68	68	68	68	68	68
SA (°)	73.5	73.5	73.5	73.5	73.5	73.5	73.5
RC (MM)	430	430	430	450	450	450	450
HT (MM)	105	115	125	105	115	125	135
BB (MM)	-45	-45	-45	-60	-60	-60	-60
REACH	370	393	410	391	408	425	443
STACK	588	597	606	620	629	639	648
User	145-155	150-170	168-178	150-170	168-178	176-186	> 184
Ref.	LH_R_360	LH_R_400	LH_R_440	LHERA400	LH_R_440	LH_R_48	LH_R_520
				LHDRA400			

27.5''

29''

Geometry

EDGE W



Size	XS	S	M
ST (MM)	360	400	440
TT (MM)	545	570	590
HA (°)	68	68	68
SA (°)	73.5	73.5	73.5
RC (MM)	430	430	430
HT (MM)	105	115	125
BB (MM)	-45	-45	-45
REACH	370	393	410
STACK	588	597	606
User	135-155	150-165	160-175
Ref.	LH_RB360	LH_RB400	LH_RB440

Prorace

RANGE

EN A true companion to push the limits. With the Prorace, wake up the competitor within you.

DE Ein wahrer Begleiter, um an die Grenzen und darüber hinaus zu gehen. Mit dem Prorace weckst du den Rennfahrer:in in dir.



EN The Prorace, more than just an XC:

- Fluid and sleek semi-rigid design
- The market reference for aluminum XC MTB
- A game-changer for starting competition

DE Das Prorace, mehr als nur ein XC:

- Stimmiges, schlankes, halbstarres Design
- Der Maßstab auf dem Markt für XC-MTBs aus Aluminium
- Ein Gamechanger für den Einstieg in den Rennsport



ON

Prorace 3.9

Water Blue
LPCRA



ON

Prorace 4.9

Sand
LPDRA



ON

Prorace 5.9

Charcoal
LPERA

Prorace 3.9

WATER BLUE

Ref. LPCRA



Non-binding illustrations.

Frame	Prorace 29" Supreme 5 alloy Disc, boost, pressfit, Thru axle 12x148mm, internal brake RR
Fork	Suntour Raidon 32 RLR DS 15x110 100mm 29"
Rear derailleur	Shimano Deore M6100 12s Shadow+
Crankset	Shimano MT512 32T 170mm (S) , 175mm (M,L,XL)
Bottom bracket	Shimano Press Fit MT800 MTB 92
Sprocket	Shimano Deore 10-51T 12s
Chain	Shimano Deore 12s
Brakes	Shimano MT401 2 pistons
Rotors	Shimano SMRT30 180mm/160mm Centerlock
Shiftlevers	Shimano Deore 12s Rapidfire
Headset	FSA Orbit Zero stack
Handlebar	Lapierre alloy 6061 Top flat, Width: 720mm, Ø: 31.8mm
Grips	Lapierre by Herrmans
Stem	Lapierre 7050 alloy, 7°, Ø: 31.8mm, L: 60mm (XS,S), 70mm (M,L), 80mm (XL)
Seatpost	Lapierre alloy, Ø: 27.2mm, L: 400mm
Saddle	Lapierre XC Saddle
Front hub	Shimano TC500, boost 15x110, 32H Centerlock
Rear hub	Shimano TC500, boost 12x148, 32H Centerlock, Microspline
Rims	Rodi Tryp25 25x622, 32H Black Anod.
Tires	Maxxis Rekon Race 29x2.25 60 TPI
Pedals	NW 91K Steel cage
Accessories	Thru axle Bottle opener lever

Prorace 4.9

SAND

Ref. LPDRA



Non-binding illustrations.

Frame	Prorace 29" Supreme 5 alloy Disc, boost, pressfit, Thru axle 12x148mm, internal brake RR
Fork	RockShox Judy Gold RL Remote 29" 15x110 100mm 51mm offset
Rear derailleur	SRAM NX Eagle, 12s
Crankset	SRAM SX Eagle DUB 32T 170mm (S) , 175mm (M, L, XL)
Bottom bracket	SRAM DUB Press Fit 92
Sprocket	SRAM PG1210 Eagle 11-50T 12s
Chain	SRAM SX Eagle 12s
Brakes	Shimano MT401 2 pistons
Rotors	Shimano SMRT30 180mm/160mm Centerlock
Shiftlevers	SRAM NX Eagle 12s
Headset	FSA Orbit Zero stack
Handlebar	Lapierre alloy 6061 Top flat, Width: 720mm, Ø: 31.8mm
Grips	Lapierre by Herrmans
Stem	Lapierre 7050 alloy, 7°, Ø: 31.8mm, L: 60mm (XS,S), 70mm (M,L), 80mm (XL)
Seatpost	Lapierre alloy, Ø: 27.2mm, L: 400mm
Saddle	Lapierre XC Saddle
Front hub	Shimano TC500, boost 15x110, 32H Centerlock
Rear hub	Shimano TC500, boost 12x148, 32H Centerlock, HG
Rims	Rodi Tryp25 25x622, 32H Black Anod.
Tires	Maxxis Rekon Race EXO TR 29x2.35 120 TPI
Pedals	NW 91K Steel cage
Accessories	Thru axle Bottle opener lever

LAPIERRE

Prorace 5.9

CHARCOAL

Ref. LPERA



Non-binding illustrations.

Frame	Prorace 29" Supreme 5 alloy Disc, boost, pressfit, Thru axle 12x148mm, internal brake RR
Fork	RockShox Judy Gold RL Remote 29" 15x110 100mm 51mm offset
Rear derailleur	Shimano Deore XT 12s Shadow +
Crankset	Shimano Deore 32T 170mm (S), 175mm (M, L, XL)
Bottom bracket	Shimano Press Fit MT800 MTB 92
Sprocket	Shimano Deore 10-51T 12s
Chain	Shimano Deore 12s
Brakes	Shimano MT501 2 pistons
Rotors	Shimano SMRT64 180mm/160mm Centerlock
Shiftlevers	Shimano Deore 12s Rapidfire
Headset	FSA Orbit Zero stack
Handlebar	Lapierre alloy 6061 Top flat, Width: 720mm, Ø: 31.8mm
Grips	Lapierre by Herrmans
Stem	Lapierre 7050 alloy, 7°, Ø: 31.8mm, L: 60mm (XS,S), 70mm (M,L), 80mm (XL)
Seatpost	Lapierre alloy, Ø: 27.2mm, L: 400mm
Saddle	Lapierre XC Saddle
Front hub	Shimano TC500, boost 15x110, 32H Centerlock
Rear hub	Shimano TC500, boost 12x148, 32H Centerlock, Microspline
Rims	Rodi Tryp25 25x622, 32H Black Anod.
Tires	Maxxis Rekon Race EXO TR 29x2.35 120 TPI
Pedals	NW 91K Steel cage
Accessories	Thru axle Bottle opener lever

Model Shown
Prorace 5.9



LAPIERRE

Techzone

PRORACE

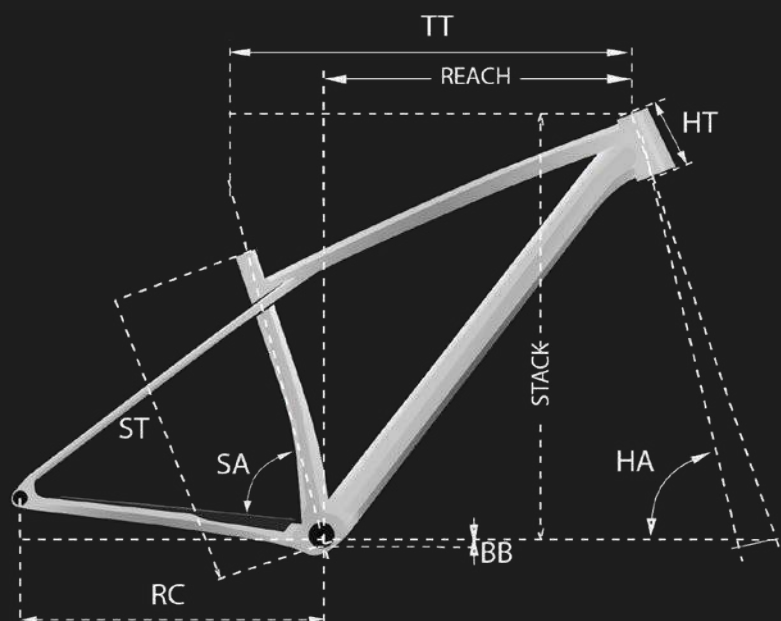


Find more details
on the Accell service portal
in Accentry.

service.accentry.com

Geometry

PRORACE



Size	S	M	L	XL
ST (MM)	350	400	440	480
TT (MM)	550	575	600	625
HA (°)	69	69.5	69.5	69.5
SA (°)	73	73	73	73
RC (MM)	428	428	428	428
HT (MM)	90	90	90	105
BB (MM)	-65	-65	-60	-60
REACH	371	390	416	437
STACK	584	605	600	614
User	150-163	160-170	168-178	176-186
Ref.	LP_RA390	LP_RA430	LP_RA470	LP_RA510

Prorace CF

RANGE

EN It provides rigidity when picking up the pace again and steering accuracy; the Prorace CF could let you gain precious minutes on your favourite routes.

DE Das Prorace CF bietet Lenkpräzision und Steifigkeit, wenn man das Tempo anzieht. Um auf deinen Lieblingsstrecken wertvolle Minuten einzufahren.



EN The Prorace CF, more than just a carbon XC:

- A bike for experienced mountain bikers
- Variety of colors for a variety of styles
- An ideal semi-rigid for speed and rolling ground

DE Das Prorace CF, mehr als nur ein Carbon XC:

- Ein Fahrrad für erfahrene Mountainbiker:innen
- Farbvielfalt für jeden Geschmack
- Ein perfektes halbstarres Design für Geschwindigkeit und Crosscountry Trails



ON

Prorace CF 5.9

Buttercup
LPFRA



ON

Prorace CF 6.9

Deep Blue
LPGRA



ON

Prorace CF 7.9

Black
LPHRA



ON

Prorace CF 7.9

Fir Green
LPHRB



ON

Prorace CF 8.9

Copper
LPIRA



ON

Prorace CF 8.9

Dark Blue
LPIRB



MAINT

Prorace CF 9.9

Blue Crush
LPJTA

Prorace CF 5.9

Ref. LPFRA

BUTTERCUP



Non-binding illustrations.

Frame	Prorace 29" carbon, pressfit, boost, Thru axle 12x148mm
Fork	Suntour Raidon 32 RL-R DS 15x110 100mm 29"
Rear derailleur	Shimano Deore 12s Shadow +
Crankset	Shimano MT512 32T 170mm (S), 175mm (M, L, XL)
Bottom bracket	Shimano MT800 Press Fit
Sprocket	Shimano Deore 10-51T 12s
Chain	Shimano Deore 12s
Brakes	Shimano MT401 2 pistons
Rotors	Shimano SMRT64 180mm/160mm Centerlock
Shiftlevers	Shimano Deore 12s Rapidfire
Headset	FSA Integrated IS-2 /42/ACB 1-1/8"-1.5"
Handlebar	Lapierre alloy 6061 Top flat, Width: 740mm, Ø: 31.8mm
Grips	Lapierre grips anodized, S/M: small diameter, L/XL: large diameter
Stem	Lapierre AL6061 alloy, -6°, Ø: 31.8mm, L: 60mm (S,M), 70mm (L,XL)
Seatpost	Lapierre alloy, Ø: 27.2mm, L: 400mm
Saddle	Lapierre XC Saddle
Front hub	Shimano TC500, boost 15x110, 32H Centerlock
Rear hub	Shimano TC500, boost 12x148, 32H Centerlock, Microspline
Rims	Rodi Tryp25 25x622, 32H Black Anod.
Tires	Maxxis Rekon Race EXO TR 29x2.35 60 TPI
Pedals	NW 91K Steel cage
Accessories	Thru axle Bottle opener lever + Tubeless valves

Prorace CF 6.9

DEEP BLUE

Ref. LPGRA



Non-binding illustrations.

Non-binding illustrations.

Frame	Prorace 29" carbon, pressfit, boost, Thru axle 12x148mm
Fork	Rock Shox SID SL Select 3 Pos - 100mm 29" 44mm offset + SRAM Twistloc 3-pos
Rear derailleur	Shimano Deore XT 12s Shadow +
Crankset	Shimano MT612 32T 170mm (S), 175mm (M, L, XL)
Bottom bracket	Shimano MT800 Press Fit
Sprocket	Shimano Deore 10-51T 12s
Chain	Shimano Deore 12s
Brakes	Shimano M4100 2 pistons
Rotors	Shimano SMRT64 180mm/160mm Centerlock
Shiftlevers	Shimano SLX 12s Rapidfire
Headset	FSA Integrated IS-2 /42/ACB 1-1/8"-1.5"
Handlebar	Lapierre alloy 6061 Top flat, Width: 740mm, Ø: 31.8mm
Grips	SRAM Twistlock grips
Stem	Lapierre AL6061 alloy, -6°, Ø: 31.8mm, L: 60mm (S,M), 70mm (L,XL)
Seatpost	Lapierre alloy, Ø: 27.2mm, L: 400mm
Saddle	Fizik Taiga black
Front hub	Shimano TC500, boost 15x110, 32H Centerlock
Rear hub	Shimano TC500, boost 12x148, 32H Centerlock, Microspine
Rims	Rodi Tryp25 25x622, 32H Black Anod.
Tires	Maxxis Rekon Race EXO TR 29x2.35 60 TPI
Pedals	NW 91K Steel cage
Accessories	Thru axle Bottle opener lever + Tubeless valves

LAPIERRE

Prorace CF 7.9

Ref. LPHRA

BLACK



Non-binding illustrations.

Frame	Prorace 29" carbon, pressfit, boost, Thru axle 12x148mm
Fork	Fox 32 Float SC Performance 29" 15x110, 100mm travel, Grip, Push-Lock, 44mm offset + FOX 2-pos Remote
Rear derailleur	SRAM X01 Eagle, 12s
Crankset	SRAM GX Eagle Boost DUB Lunar 32T 170mm (S) , 175mm (M, L, XL)
Bottom bracket	SRAM DUB PF 92 MTB Wide
Sprocket	SRAM PG 1230 Eagle 11-50T 12s
Chain	SRAM GX Eagle 12s
Brakes	SRAM LEVEL TL Gloss Black 2 pistons
Rotors	SRAM Centerline 180mm/160mm 6 bolts
Shiftlevers	SRAM GX Eagle Lunar 12s
Headset	FSA Integrated IS-2 /42/ACB 1-1/8"-1.5"
Handlebar	Lapierre alloy 6061 Top flat, Width: 740mm, Ø: 31.8mm
Grips	Lapierre grips anodized, S/M: small diameter, L/XL: large diameter
Stem	Lapierre AL6061 alloy, -6°, Ø: 31.8mm, L: 60mm (S,M), 70mm (L,XL)
Seatpost	Lapierre alloy, Ø: 27.2mm, L: 400mm
Saddle	Fizik Argo Vento X 140mm
Wheelset	DT Swiss X1900 SPLINE® 622x25c, Shimano Forged ASL Driver
Tires	Maxxis Rekon Race EXO TR 29x2.35 60 TPI
Pedals	NW 91K Steel cage
Accessories	Thru axle Bottle opener lever + Tubeless valves

Prorace CF 7.9

FIR GREEN

Ref. LPHRB



Non-binding illustrations.

Frame	Prorace 29" carbon, pressfit, boost, Thru axle 12x148mm
Fork	Fox 32 Float SC Performance 29" 15x110, 100mm travel, Grip, Push-Lock, 44mm offset + FOX 2-pos Remote
Rear derailleur	SRAM X01 Eagle, 12s
Crankset	SRAM GX Eagle Boost DUB Lunar 32T 170mm (S) , 175mm (M, L, XL)
Bottom bracket	SRAM DUB PF 92 MTB Wide
Sprocket	SRAM PG 1230 Eagle 11-50T 12s
Chain	SRAM GX Eagle 12s
Brakes	SRAM LEVEL TL Gloss Black 2 pistons
Rotors	SRAM Centerline 180mm/160mm 6 bolts
Shiftlevers	SRAM GX Eagle Lunar 12s
Headset	FSA Integrated IS-2 /42/ACB 1-1/8"-1.5"
Handlebar	Lapierre alloy 6061 Top flat, Width: 740mm, Ø: 31.8mm
Grips	Lapierre grips anodized, S/M: small diameter, L/XL: large diameter
Stem	Lapierre AL6061 alloy, -6°, Ø: 31.8mm, L: 60mm (S,M), 70mm (L,XL)
Seatpost	Lapierre alloy, Ø: 27.2mm, L: 400mm
Saddle	Fizik Argo Vento X 140mm
Wheelset	DT Swiss X1900 SPLINE® 622x25c, Shimano Forged ASL Driver
Tires	Maxxis Rekon Race EXO TR 29x2.35 60 TPI
Pedals	NW 91K Steel cage
Accessories	Thru axle Bottle opener lever + Tubeless valves

LAPIERRE

Prorace CF 8.9

Ref. LPIRA

COPPER



Non-binding illustrations.

Frame	Prorace 29" carbon, pressfit, boost, Thru axle 12x148mm
Fork	Fox 32 Float SC Factory 29" 15x110, 100mm travel, FIT 4, 2Pos, 44mm offset + FOX 2-pos Remote
Rear derailleur	Shimano Deore XT 12s Shadow +
Crankset	Shimano Deore XT 34T 170mm (S), 175mm (M, L, XL)
Bottom bracket	Shimano MT800 Press Fit
Sprocket	Shimano Deore XT 10-51T 12s
Chain	Shimano Deore 12s
Brakes	Shimano Deore XT 2 pistons
Rotors	Shimano SMRT800 180mm/160mm Centerlock
Shiftlevers	Shimano Deore XT 12s Rapidfire
Headset	FSA Integrated IS-2 /42/ACB 1-1/8"-1.5"
Handlebar	RACEFACE TURBINE, Width: 760mm, Ø: 31.8mm
Grips	Lapierre grips anodized, S/M: small diameter, L/XL: large diameter
Stem	Lapierre AL6061 alloy, -6°, Ø: 31.8mm, L: 60mm (S,M), 70mm (L,XL)
Seatpost	Lapierre alloy, Ø: 27.2mm, L: 400mm
Saddle	Fizik Argo Vento X 140mm
Wheelset	Lapierre XC SL carbon 29" Boost Microspline driver, Centerlock
Tires	Maxxis Rekon Race 3C MaxxTerra EXO TR 29x2.35 120 TPI
Pedals	NW 91K Steel cage
Accessories	Thru axle Bottle opener lever + Tubeless valves

Prorace CF 8.9

DARK BLUE

Ref. LPIRB



Non-binding illustrations.

Frame	Prorace 29" carbon, pressfit, boost, Thru axle 12x148mm
Fork	Fox 32 Float SC Factory 29" 15x110, 100mm travel, FIT 4, 2Pos, 44mm offset + FOX 2-pos Remote
Rear derailleur	Shimano Deore XT 12s Shadow +
Crankset	Shimano Deore XT 34T 170mm (S), 175mm (M, L, XL)
Bottom bracket	Shimano MT800 Press Fit
Sprocket	Shimano Deore XT 10-51T 12s
Chain	Shimano Deore 12s
Brakes	Shimano Deore XT 2 pistons
Rotors	Shimano SMRT800 180mm/160mm Centerlock
Shiftlevers	Shimano Deore XT 12s Rapidfire
Headset	FSA Integrated IS-2 /42/ACB 1-1/8"-1.5"
Handlebar	RACEFACE TURBINE, Width: 760mm, Ø: 31.8mm
Grips	Lapierre grips anodized, S/M: small diameter, L/XL: large diameter
Stem	Lapierre AL6061 alloy, -6°, Ø: 31.8mm, L: 60mm (S,M), 70mm (L,XL)
Seatpost	Lapierre alloy, Ø: 27.2mm, L: 400mm
Saddle	Fizik Argo Vento X 140mm
Wheelset	Lapierre XC SL carbon 29" Boost Microspline driver, Centerlock
Tires	Maxxis Rekon Race 3C MaxxTerra EXO TR 29x2.35 120 TPI
Pedals	NW 91K Steel cage
Accessories	Thru axle Bottle opener lever + Tubeless valves

LAPIERRE

Prorace CF 9.9

BLUE CRUSH

Ref. LPJTA



Non-binding illustrations.

Frame	Carbon UD SLI Team
Fork	RockShox SID SL Ultimate 3Pos Race Day Remote 15x110 29"100mm travel 44mm offset + Twistloc Ultimate 3pos
Rear derailleur	SRAM XO Eagle AXS T-TYPE 12s
Crankset	SRAM XO Eagle T-TYPE DUB 34T 170mm (S), 175mm (M, L, XL)
Bottom bracket	SRAM DUB PF 92 MTB Wide
Sprocket	SRAM XS 1295 T-TYPE 10-52T 12s
Chain	SRAM XO T-TYPE 12s
Brakes	SRAM Level Silver Stealth 2 pistons
Rotors	SRAM Centerline X 180mm/160mm 6 bolts
Shiftlevers	SRAM AXS Pod 12s
Headset	FSA Integrated IS-2 /42/ACB 1-1/8"-1.5"
Handlebar	FSA SL-K FLAT Carbon, Width: 740mm, Ø: 31.8mm
Grips	Lapierre grips, S/M: small diameter, L/XL: large diameter
Stem	Lapierre Alloy 7050, -6°, Ø: 31.8mm, L: 60mm (S,M), 70mm (L,XL)
Seatpost	Lapierre Carbon, Ø: 27.2mm, L: 400mm, 0mm offset
Saddle	Fizik Argo Vento X 140mm
Wheelset	Lapierre XC SL carbon 29" Boost XD driver, Centerlock
Tires	Maxxis Rekon Race Exo 29x2,35 120TPI - 3C MaxxTerra
Pedals	XLC by VP
Accessories	Lapierre Thru axle and bottle opener lever + Tubeless valves

Model Shown
Prorace CF 9.9



Techzone

PRORACE CF

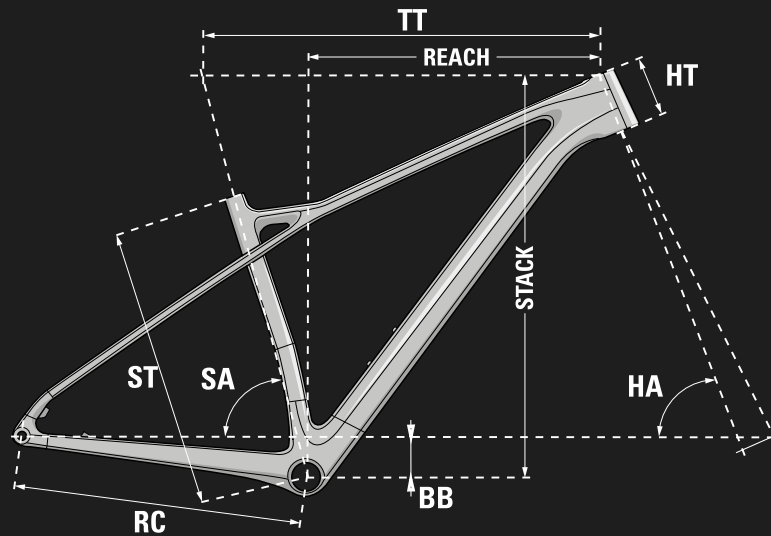


Find more details
on the Accell service portal
in Accentry.

service.accentry.com

Geometry

PRORACE CF



Size	S	M	L	XL
ST (MM)	390	430	470	510
TT (MM)	581	606	629	657
HA (°)	68	68	68	68
SA (°)	74	74	74	74
RC (MM)	420	420	420	420
HT (MM)	85	90	100	110
BB (MM)	-67	-62	-62	-62
FRK TRAVEL	100	100	100	100
FRK LENGTH	505	505	505	505
FRK OFFSET	44	44	44	44
STACK	598	597	606	616
REACH	410	435	455	480
WB	1086	1114	1138	1167
User	150-170	168-178	176-186	>184
Ref.	LP__A390	LP__A430	LP__A470	LP__A510

XR

RANGE

EN Aimed at riders engaged in the quest for victory.

DE Für Rider:innen, die gewinnen wollen.



EN The XR, more than just a competition XC bike:

- Full suspension Carbon frame made for victory
- Components tailored to your power
- 29-inch wheels to overcome obstacles

DE Das XR, mehr als nur ein XC-Wettkampfrad:

- Vollgefederter Carbon-Rahmen
- Komponenten, die auf deine Power zugeschnitten sind
- 29-Zoll-Laufräder, um Hindernisse zu überwinden



ON

XR 5.9

Fir Green
LRARA



ON

XR 9.9

Glam Blue
LRCRA



MAINT

XR Frameset

RAW Carbon
LRKTA

XR 5.9

FIR GREEN

Ref. LRARA



Non-binding illustrations.

Frame	XR full Carbon 100mm travel 29", pressfit, boost, metric, Thru axle
Fork	Fox 32 Float SC Performance 29" 15x110, 100mm travel, Grip, Push-Lock, 44mm offset + FOX 2-pos Remote
Shock	Fox Float Performance Elite, 2-Pos Remote, LV Evol, 210x50mm 100mm travel
Rear derailleur	Shimano Deore XT 12s Shadow +
Crankset	Shimano Deore MT512 32T 170mm (S), 175mm (M, L, XL)
Bottom bracket	Shimano MT800 Press Fit
Sprocket	Shimano Deore 10-51T 12s
Chain	Shimano Deore 12s
Brakes	Shimano MT401 2 pistons
Rotors	Shimano SMRT64 180mm/160mm Centerlock
Shiftlevers	Shimano Deore 12s Rapidfire
Headset	FSA Integrated IS-2 /42/ACB 1-1/8"-1.5"
Handlebar	Lapierre alloy 6061 Top flat, Width: 740mm, Ø: 31.8mm
Grips	Lapierre grips anodized, S/M: small diameter, L/XL: large diameter
Stem	Lapierre AL6061 alloy, -6°, Ø: 31.8mm, L: 60mm (S,M), 70mm (L,XL)
Seatpost	Lapierre alloy, Ø: 31.6mm, L: 400mm
Saddle	Fizik Argo Vento X 140mm
Front hub	Shimano TC500
Rear hub	Shimano TC500 Microspline
Rims	Mavic XC 425 DISC 29" BLACK 32T
Tires	Maxxis Rekon Race EXO TR 29x2.35 60 TPI
Pedals	NW 91K Steel cage
Accessories	Thru axle Bottle opener lever + Tubeless valves

XR 9.9

GLAM BLUE

Ref. LRCRA



Non-binding illustrations.

Frame	XR full Carbon 100mm travel 29", pressfit, boost, metric, Thru axle
Fork	Rock Shox SID SL Ultimate Race Day Remote 3 Pos - 100mm 29" 44mm offset + SRAM Twistloc Ultimate 3-pos
Shock	Rock Shox SID LUXE ULTIMATE REMOTE OUT PULL 2 Pos 210X50mm 100mm travel
Rear derailleur	SRAM XX1 Eagle, 12s
Crankset	SRAM X1C Eagle Boost DUB 34T 170mm (S) , 175mm (M, L, XL)
Bottom bracket	SRAM DUB PF 92 MTB Wide
Sprocket	SRAM XG 1295 10-52T 12s
Chain	SRAM XX1 Eagle Rainbow 12s
Brakes	SRAM LEVEL Silver Stealth 2 pistons
Rotors	SRAM CLX 180mm/160mm Centerlock
Shiftlevers	SRAM X01 Eagle 12s
Headset	FSA Integrated 1.5ZS IS-2 /42/ACB hidden set
Handlebar	RACE FACE NEXT SL, Width: 740mm, Rise: 10mm, Ø: 35mm
Stem	RACE FACE TURBINE R, 0°, Ø: 35mm, L: 60mm (S,M), 70mm (L,XL)
Seatpost	Lapierre Carbon, Ø: 31.6mm, L: 400mm, 0mm offset
Saddle	Fizik Argo Vento X 140mm
Wheelset	Lapierre XC SL carbon 29" Boost XD driver, Centerlock
Tires	Maxxis Rekon Race 3C MaxxTerra EXO TR 29x2.35 120 TPI
Pedals	NW 91K Steel cage
Accessories	Thru axle Bottle opener lever + Tubeless valves

XR Frameset

RAW CARBON

Ref. LRKTA



Non-binding illustrations.

Frame	Carbon UD SLI Team
Shock	Fox Float Factory Remote 2pos 210x55mm 25x8mm/15x8mm + Fox remote
Headset	FSA Integrated 1.5ZS IS-2 /42/ACB hidden set

Techzone

XR

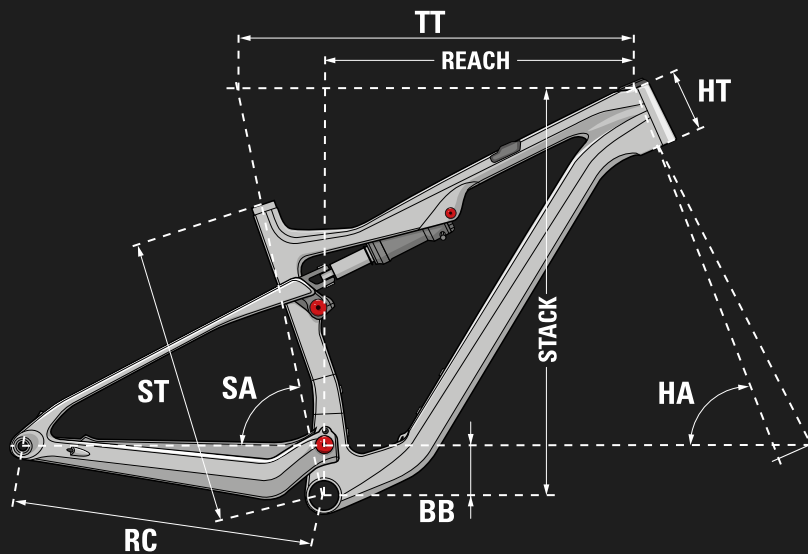


Find more details
on the Accell service portal
in Accentry.

service.accentry.com

Geometry

XR



Size	S	M	L	XL
ST (MM)	390	430	470	510
TT (MM)	575	602	624	651
HA (°)	67	67	67	67
SA (°)	75.5	75.5	75.5	75.5
RC (MM)	435	435	435	435
HT (MM)	85	90	100	110
BB (MM)	-48	-48	-48	-48
FRK TRAVEL	100	100	100	100
FRK LENGTH	506	506	506	506
FRK OFFSET	44	44	44	44
STACK	575	580	589	598
REACH	425	450	470	495
WB	1133	1161	1184	1213
User	150-170	168-178	176-186	>184
Ref.	LR___390	LR___430	LR___470	LR___510

XRM

RANGE

EN The ability to perform at the highest levels of competition.

DE Die Fähigkeit, auf höchstem Wettkampfniveau Leistung zu bringen.



EN The XRM, more than just an endurance MTB:

- A kinematics designed for long-distance
- Carbon frame and travel made for maximum comfort
- Responsive 29-inch wheels

DE Das XRM, mehr als nur ein Endurance MTB:

- Eine Kinematik, die für Langstrecken entwickelt wurde
- Carbon-Rahmen und Federweg für maximalen Komfort
- Sensibel ansprechende 29-Zoll-Laufräder



ON

XRM 6.9
Ocher
LRERA



ON

XRM 6.9
Buttercup
LRERB



ON

XRM 7.9
Olive Green
LRBRA



ON

XRM 7.9
Cherry Red
LRBRB



ON

XRM 8.9
Translucent Blue
LRFRA



MAINT

XRM 9.9
Vapor Green
LRITA



MAINT

XRM 10.9
Translucent Carmin
LRHTA



MAINT

XRM SE
Speed Line Blue
LRJTA

XRM 6.9

OCHER

Ref. LRERA



Non-binding illustrations.

Frame	XR full Carbon 110mm travel 29", pressfit, boost, metric, Thru axle
Fork	Fox 34 Float SC Performance 29" 15x110, 120mm travel, Grip, Push-Lock, 44mm offset + FOX 2-pos Remote
Shock	Fox Float Performance Elite, 2-Pos Remote, LV Evol, 210x55mm 110mm travel
Rear derailleur	Shimano Deore XT 12s Shadow +
Crankset	Shimano MT612 32T 170mm (S), 175mm (M, L, XL)
Bottom bracket	SRAM DUB PF 92 MTB Wide
Sprocket	Shimano Deore 10-51T 12s
Chain	Shimano Deore 12s
Brakes	Shimano M4100 2 pistons
Rotors	Shimano MT64 180mm/160mm Centerlock
Shiftlevers	Shimano SLX 12s Rapidfire
Headset	FSA Integrated 1.5ZS IS-2 /42/ACB hidden set
Handlebar	Lapierre Thirty One 6061DB, Width: 760mm, Rise: 15mm, Ø: 31.8mm
Grips	Lapierre grips anodized, S/M: small diameter, L/XL: large diameter
Stem	Lapierre AL6061 alloy, -6°, Ø: 31.8mm, L: 60mm (S,M), 70mm (L,XL)
Seatpost	Lapierre dropper, Ø: 31.6mm, travel 100mm (S,M), 130mm (L,XL)
Saddle	Fizik Argo Vento X 140mm
Front hub	Shimano TC500, boost 15x110, 32H Centerlock
Rear hub	Shimano TC500, boost 12x148, 32H Centerlock, Microspline
Rims	Mavic XC 425 DISC 25x622, 32H Black Anod.
Tires	Front : Maxxis Ardent Race EXO TR 29x2.35 60 TPI Rear : Maxxis Rekon Race EXO TR 29x2.35 60 TPI"
Pedals	NW 91K Steel cage
Accessories	Thru axle Bottle opener lever + Tubeless valves

XRM 6.9

BUTTERCUP

Ref. LRERB



Non-binding illustrations.

Frame	XR full Carbon 110mm travel 29", pressfit, boost, metric, Thru axle
Fork	Fox 34 Float SC Performance 29" 15x110, 120mm travel, Grip, Push-Lock, 44mm offset + FOX 2-pos Remote
Shock	Fox Float Performance Elite, 2-Pos Remote, LV Evol, 210x55mm 110mm travel
Rear derailleur	Shimano Deore XT 12s Shadow +
Crankset	Shimano MT612 32T 170mm (S), 175mm (M, L, XL)
Bottom bracket	SRAM DUB PF 92 MTB Wide
Sprocket	Shimano Deore 10-51T 12s
Chain	Shimano Deore 12s
Brakes	Shimano M4100 2 pistons
Rotors	Shimano MT64 180mm/160mm Centerlock
Shiftlevers	Shimano SLX 12s Rapidfire
Headset	FSA Integrated 1.5ZS IS-2 /42/ACB hidden set
Handlebar	Lapierre Thirty One 6061DB, Width: 760mm, Rise: 15mm, Ø: 31.8mm
Grips	Lapierre grips anodized, S/M: small diameter, L/XL: large diameter
Stem	Lapierre AL6061 alloy, -6°, Ø: 31.8mm, L: 60mm (S,M), 70mm (L,XL)
Seatpost	Lapierre dropper, Ø: 31.6mm, travel 100mm (S,M), 130mm (L,XL)
Saddle	Fizik Argo Vento X 140mm
Front hub	Shimano TC500, boost 15x110, 32H Centerlock
Rear hub	Shimano TC500, boost 12x148, 32H Centerlock, Microspline
Rims	Mavic XC 425 DISC 25x622, 32H Black Anod.
Tires	Front : Maxxis Ardent Race EXO TR 29x2.35 60 TPI Rear : Maxxis Rekon Race EXO TR 29x2.35 60 TPI"
Pedals	NW 91K Steel cage
Accessories	Thru axle Bottle opener lever + Tubeless valves

LAPIERRE

XRM 7.9

OLIVE GREEN

Ref. LRBRA



Non-binding illustrations.

Frame	XR full Carbon 110mm travel 29", pressfit, boost, metric, Thru axle
Fork	Fox 34 Float SC Performance 29" 15x110, 120mm travel, Grip, Push-Lock, 44mm offset + FOX 2-pos Remote
Shock	Fox Float Performance Elite, 2-Pos Remote, LV Evol, 210x55mm 110mm travel
Rear derailleur	SRAM X01 Eagle, 12s
Crankset	SRAM GX Eagle Boost DUB Lunar 32T 170mm (S) , 175mm (M, L, XL)
Bottom bracket	SRAM DUB PF 92 MTB Wide
Sprocket	SRAM XG 1275 10-52T 12s
Chain	SRAM NX Eagle 12s
Brakes	SRAM LEVEL TL Gloss Black 2 pistons
Rotors	SRAM Centerline 180mm/160mm 6 bolts
Shiftlevers	SRAM GX Eagle Lunar 12s
Headset	FSA Integrated 1.5ZS IS-2 /42/ACB hidden set
Handlebar	Lapierre Thirty One 6061DB, Width: 760mm, Rise: 15mm, Ø: 31.8mm
Grips	Lapierre grips anodized, S/M: small diameter, L/XL: large diameter
Stem	Lapierre AL6061 alloy, -6°, Ø: 31.8mm, L: 60mm (S,M), 70mm (L,XL)
Seatpost	Lapierre dropper, Ø: 31.6mm, travel 100mm (S,M), 130mm (L,XL)
Saddle	Fizik Argo Vento X 140mm
Wheelset	DT Swiss EX1900 SPLINE® 622x25c, SRAM XD Driver, 6-bolt
Tires	Front : Maxxis Ardent Race EXO TR 29x2.35 60 TPI Rear : Maxxis Rekon Race EXO TR 29x2.35 60 TPI
Pedals	NW 91K Steel cage
Accessories	Thru axle Bottle opener lever + Tubeless valves

XRM 7.9

CHERRY RED

Ref. LRBRB



Non-binding illustrations.

Frame	XR full Carbon 110mm travel 29", pressfit, boost, metric, Thru axle
Fork	Fox 34 Float SC Performance 29" 15x110, 120mm travel, Grip, Push-Lock, 44mm offset + FOX 2-pos Remote
Shock	Fox Float Performance Elite, 2-Pos Remote, LV Evol, 210x55mm110mm travel
Rear derailleur	SRAM X01 Eagle, 12s
Crankset	SRAM GX Eagle Boost DUB Lunar 32T 170mm (S) , 175mm (M, L, XL)
Bottom bracket	SRAM DUB PF 92 MTB Wide
Sprocket	SRAM XG 1275 10-52T 12s
Chain	SRAM NX Eagle 12s
Brakes	SRAM LEVEL TL Gloss Black 2 pistons
Rotors	SRAM Centerline 180mm/160mm 6 bolts
Shiftlevers	SRAM GX Eagle Lunar 12s
Headset	FSA Integrated 1.5ZS IS-2 /42/ACB hidden set
Handlebar	Lapierre Thirty One 6061DB, Width: 760mm, Rise: 15mm, Ø: 31.8mm
Grips	Lapierre grips anodized, S/M: small diameter, L/XL: large diameter
Stem	Lapierre AL6061 alloy, -6°, Ø: 31.8mm, L: 60mm (S,M), 70mm (L,XL)
Seatpost	Lapierre dropper, Ø: 31.6mm, travel 100mm (S,M), 130mm (L,XL)
Saddle	Fizik Argo Vento X 140mm
Wheelset	DT Swiss EX1900 SPLINE® 622x25c, SRAM XD Driver, 6-bolt
Tires	Front : Maxxis Ardent Race EXO TR 29x2.35 60 TPI Rear : Maxxis Rekon Race EXO TR 29x2.35 60 TPI
Pedals	NW 91K Steel cage
Accessories	Thru axle Bottle opener lever + Tubeless valves

LAPIERRE

XRM 8.9

TRANSLUCENT BLUE

Ref. LRFRA



Non-binding illustrations.

Frame	XR full Carbon 110mm travel 29" Team Layup, pressfit, boost, metric, Thru axle
Fork	Fox 34 Float SC Factory 29" 15x110, 120mm travel, FIT4, Push-Lock, 44mm offset + FOX 2-pos Remote
Shock	Fox Float Factory, 2-Pos Remote, LV Evol, 210x55mm 110mm travel
Rear derailleur	Shimano XTR 12s Shadow +
Crankset	RACE FACE NEXT SL 32T 170mm (S), 175mm (M, L, XL)
Bottom bracket	RACE FACE BB 92, Double Row, Ext. Seal
Sprocket	Shimano Deore XT 10-51T 12s
Chain	Shimano Deore XT 12s
Brakes	Shimano XTR 2pistons
Rotors	Shimano MT800 180mm/160mm Centerlock
Shiftlevers	Shimano XTR 12s Rapidfire
Headset	FSA Integrated 1.5ZS IS-2 /42/ACB hidden set
Handlebar	RACE FACE NEXT SL, Width: 740mm, Rise: 10mm, Ø: 35mm
Grips	Lapierre grips anodized, S/M: small diameter, L/XL: large diameter
Stem	RACE FACE TURBINE R, 0°, Ø: 35mm, L: 60mm (S,M), 70mm (L,XL)
Seatpost	FOX Transfer SL, Ø: 31.6mm, travel 100mm (S,M), 125mm (L,XL)
Saddle	Fizik Argo Vento X 140mm
Wheelset	DT Swiss XRC 1200 SPLINE® 622x30c, Shimano 12s light Driver, Centerlock
Tires	Front : Maxxis Ardent Race 3C MaxxSpeed EXO TR 29x2.35 120 TPI Rear : Maxxis Rekon Race 3C MaxxTerra EXO TR 29x2.35 120 TPI
Pedals	NW 91K Steel cage
Accessories	Thru axle Bottle opener lever + Tubeless valves

XRM 9.9

VAPOR GREEN

Ref. LRITA



Non-binding illustrations.

Frame	Carbon UD SLI
Fork	Fox 34 Float SC Factory GRIP SL Remote 2Pos 15x110 29"120mm travel 44mm offset
Shock	Fox Float Factory Remote 2pos 210x55mm 25x8mm/15x8mm 110mm travel
Rear derailleur	SRAM GX EAGLE AXS T-TYPE 12s
Crankset	SRAM GX EAGLE T-TYPE DUB 34T 170mm (S) , 175mm (M, L, XL)
Bottom bracket	SRAM DUB PF 92 MTB Wide
Sprocket	SRAM XS1275 T-TYPE 10-52T 12s
Chain	SRAM GX T-TYPE 12s
Brakes	SRAM Level Bronze Stealth 2 pistons
Rotors	SRAM Centerline X 180mm/160mm 6 bolts
Shiftlevers	SRAM AXS Pod 12s
Headset	FSA Integrated 1.5ZS IS-2 /42/ACB hidden set
Handlebar	RACE FACE TURBINE, Width: 760mm, Rise: 1/2", Ø: 31.8mm
Grips	Lapierre grips, S/M: small diameter, L/XL: large diameter
Stem	Lapierre Alloy 7050, -6°, Ø: 31.8mm, L: 60mm (S,M), 70mm (L,XL)
Seatpost	Lapierre by Limotec A1 Light Zedler, Ø: 31.6mm, travel 100mm (S,M), 125mm (L,XL)
Saddle	Fizik Argo Vento X 140mm
Wheelset	Lapierre XC SL carbon
Tires	Front : Maxxis Ardent Race 3C Maxxspeed EXO TR 29x2.35 Rear : Maxxis Rekon Race ExoTR 29x2.35 120TPI
Pedals	XLC by VP
Accessories	Lapierre Thru axle and bottle opener lever + Tubeless valves

LAPIERRE

XRM 10.9

TRANSLUCENT CARMIN

Ref. LRHTA



Non-binding illustrations.

Frame	Carbon UD SLI Team
Fork	Fox 34 Float SC Factory GRIP SL Remote 2Pos 15x110 29"120mm travel 44mm offset
Shock	Fox Float Factory Remote 2pos 210x55mm 25x8mm/15x8mm 110mm travel
Rear derailleur	SRAM X0 EAGLE AXS T-TYPE 12s
Crankset	SRAM X0 EAGLE T-TYPE DUB Power Meter 34T 170mm (S), 175mm (M,L,XL)
Bottom bracket	SRAM DUB PF 92 MTB Wide
Sprocket	SRAM XS 1295 T-TYPE 10-52T 12s
Chain	SRAM X0 T-TYPE 12s
Brakes	SRAM Level Silver Stealth 2 pistons
Rotors	SRAM Centerline X 180mm/160mm 6 bolts
Shiftlevers	SRAM AXS Pod Ultimate 12s
Headset	FSA Integrated 1.5ZS IS-2 /42/ACB hidden set
Handlebar	RACE FACE NEXT SL, Width: 740mm, Rise: 10mm, Ø: 35mm
Grips	Lapierre grips, S/M: small diameter, L/XL: large diameter
Stem	RACE FACE TURBINE R, 0°, Ø: 35mm, L: 60mm (S,M), 70mm (L,XL)
Seatpost	Lapierre dropper by JD YSI16, Ø: 31.6mm, 400mm (S,M), 450mm (L,XL), travel 100mm
Saddle	Fizik Argo Vento X 140mm
Wheelset	Lapierre XC SL carbon
Tires	Front : Maxxis Ardent Race 3C Maxxspeed EXO TR 29x2.35 Rear : Maxxis Rekon Race ExoTR 29x2.35 120TPI
Pedals	XLC by VP
Accessories	Lapierre Thru axle and bottle opener lever + Tubeless valves

XRM SE

SPEED LINE BLUE

Ref. LRJTA



Non-binding illustrations.

Frame	Carbon UD SLI Team
Fork	RockShox SID Ultimate Flight Attendant Race Day 15x110 29"120mm travel 44mm offset
Shock	RockShox SID Luxe Flight Attendant 210x55mm 25x8mm/15x8mm 110mm travel
Rear derailleur	SRAM XX EAGLE AXS T-TYPE 12s
Crankset	SRAM XX EAGLE T-TYPE DUB Power Meter 34T 170mm (S), 175mm (M,L,XL)
Bottom bracket	SRAM DUB PF 92 MTB Wide
Sprocket	SRAM XS 1295 T-TYPE 10-52T 12s
Chain	SRAM X0 T-TYPE 12s
Brakes	SRAM Level Ultimate Stealth Carbon Blade 2 pistons
Rotors	SRAM Centerline X 180mm/160mm 6 bolts
Shiftlevers	SRAM AXS Pod Ultimate 12s
Headset	FSA Integrated 1.5ZS IS-2 /42/ACB hidden set
Handlebar	RACE FACE NEXT SL, Width: 740mm, Rise: 10mm, Ø: 35mm
Grips	Lapierre grips, S/M: small diameter, L/XL: large diameter
Stem	RACE FACE TURBINE R, 0°, Ø: 35mm, L: 60mm (S,M), 70mm (L,XL)
Seatpost	Lapierre dropper by JD YSI16, Ø: 31.6mm, 400mm (S,M), 450mm (L,XL), travel 100mm
Saddle	Fizik Argo Vento X 140mm
Wheelset	Lapierre XC SL carbon
Tires	Front : Maxxis Ardent Race 3C Maxxspeed EXO TR 29x2.35 Rear : Maxxis Rekon Race ExoTR 29x2.35 120TPI
Pedals	XLC by VP
Accessories	Lapierre Thru axle and bottle opener lever + Tubeless valves + SRAM AXS Ultimate Pod for Flight Attendant

LAPIERRE

Techzone

XRM

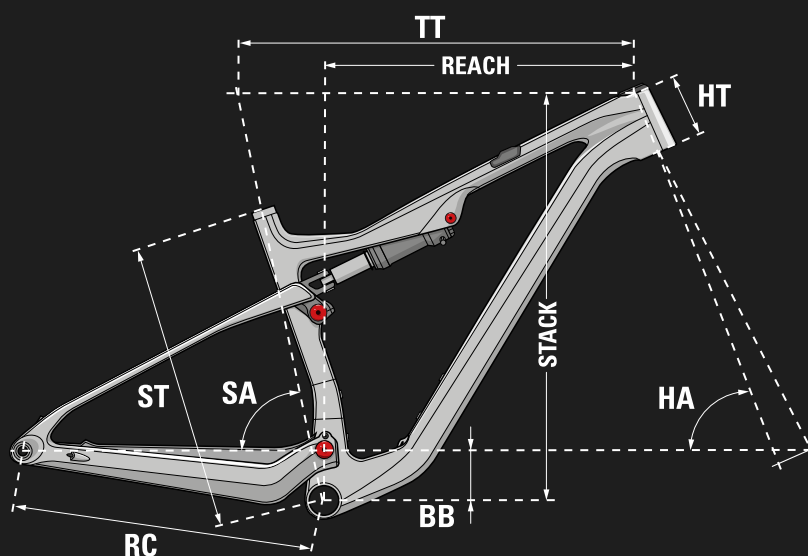


Find more details
on the Accell service portal
in Accentry.

service.accentry.com

Geometry

XRM



Size	S	M	L	XL
ST (MM)	390	430	470	510
TT (MM)	575	602	624	651
HA (°)	66	66	66	66
SA (°)	74.5	74.5	74.5	74.5
RC (MM)	435	435	435	435
HT (MM)	85	90	100	110
BB (MM)	-40	-40	-40	-40
FRK TRAVEL	120	120	120	120
FRK LENGTH	531	531	531	531
FRK OFFSET	44	44	44	44
STACK	584	589	598	608
REACH	415	440	460	485
WB	1134	1162	1185	1214
User	150-170	168-178	176-186	>184
Ref.	LR___390	LR___430	LR___470	LR___510

Zesty CF

RANGE

EN Performance uphill and stability downhill, our Zesty CF MTBs have it all.

DE Leistung bergauf und Stabilität bergab, unsere Zesty CF MTBs lassen keine Wünsche offen.



EN The Zesty CF, more than just an adventure bike:

- The most versatile mountain bike
- Performs equally well on steep climbs and technical descents
- High-end components tailored for mountain riding

DE Das Zesty CF, mehr als nur ein Abenteuer-Bike:

- Unser vielseitigstes Mountainbike
- Gleichermaßen leistungsfähig bei steilen Anstiegen und technischen Abfahrten
- High-End-Komponenten, ausgerichtet für den Einsatz im alpinen Bereich



ON

Zesty CF 6.9

Celadon Green
LZKRA



ON

Zesty CF 7.9

Terracota
LZIRA



MAINT

Zesty CF 8.9

Anthra Grey
LZJTA



MAINT

Zesty CF 9.9

Paris Stone Beige
LZLTA



MAINT

Zesty CF 10.9

Translucent Hex Blue
LZNTA

Zesty CF 6.9

Ref. LZKRA

CELADON GREEN



Non-binding illustrations.

Frame	Zesty Full Carbon 150mm travel (29"), pressfit, boost, metric, Thru axle
Fork	Fox Float 36 Rythm 29" 15x110, 150mm travel, 44mm offset / Sweep-Adj lever
Shock	Fox Float Performance, 2-Pos Lever, LV Evol, 205x60mm Trunnion 150mm travel
Rear derailleur	Shimano SLX 12s Shadow +
Crankset	Shimano MT612 32T 165mm (S), 170mm (M,L), 175mm (XL)
Bottom bracket	Shimano MT800 Press Fit
Sprocket	Shimano Deore 10-51T 12s
Chain	Shimano Deore 12s
Brakes	Shimano M4100 4 pistons
Rotors	Shimano RT64 203mm/180mm
Shiftlevers	Shimano Deore 12s Rapidfire
Headset	Acros Integrated ZS56/ZS56 Block Lock
Handlebar	Lapierre Thirty One 6061DB, Width: 780mm, Rise: 30mm, Ø: 31.8mm
Grips	Lapierre grips anodized, S/M: small diameter, L/XL: large diameter
Stem	Lapierre Thirty One alloy, 0°, Ø: 31.8mm, L: 35mm (S), 45mm (M,L,XL)
Seatpost	Lapierre dropper, Ø: 31.6mm, travel 100mm (S), 150mm (M,L), 170mm (XL)
Saddle	Prologo Scratch M5 PAS
Front hub	Shimano TC500
Rear hub	Shimano TC500 Microspline
Wheelset	Rodi Tryp30 EVO 30x622 32H Tubeless Ready
Tires	Front : MAXXIS Assegai 3C MaxxGrip NEXO+ TR 29x2.50 WT Rear : MAXXIS Dissector 3C MaxxTerra NEXO+ TR 29x2.40 WT
Pedals	NW-91K
Accessories	Lapierre Thru axle and bottle opener lever + Tubeless valves

Zesty CF 7.9

Ref. LZIRA

TERRACOTA



Non-binding illustrations.

Frame	Zesty Full Carbon 150mm travel (29"), pressfit, boost, metric, Thru axle
Fork	Fox Float 36 Performance Elite FIT4 29" 15x110, 150mm travel, 44mm offset / 3-position lever
Shock	Fox Float X Performance Elite, 2-Pos Lever, LV Evol, 205x60mm Trunnion 150mm travel
Rear derailleur	Shimano Deore XT 12s Shadow +
Crankset	Shimano MT612 32T 165mm (S), 170mm (M,L), 175mm (XL)
Bottom bracket	Shimano MT800 Press Fit
Sprocket	Shimano Deore 10-51T 12s
Chain	Shimano Deore 12s
Brakes	Shimano Deore 4 pistons
Rotors	Shimano RT64 203mm/180mm
Shiftlevers	Shimano SLX 12s Rapidfire
Headset	Acros Integrated ZS56/ZS56 Block Lock
Handlebar	Lapierre Thirty One 6061DB, Width: 780mm, Rise: 30mm, Ø: 31.8mm
Grips	Lapierre grips anodized, S/M: small diameter, L/XL: large diameter
Stem	Lapierre Thirty One alloy, 0°, Ø: 31.8mm, L: 35mm (S), 45mm (M,L,XL)
Seatpost	Lapierre dropper, Ø: 31.6mm, travel 100mm (S), 150mm (M,L), 170mm (XL)
Saddle	Prologo Scratch M5 PAS
Front hub	Shimano TC500
Rear hub	Shimano TC500 Microspline
Wheelset	Rodi Tryp30 EVO 30x622 32H Tubeless Ready
Tires	Front : MAXXIS Assegai 3C MaxxGrip NEXO+ TR 29x2.50 WT Rear : MAXXIS Dissector 3C MaxxTerra NEXO+ TR 29x2.40 WT
Pedals	NW-91K
Accessories	Lapierre Thru axle and bottle opener lever + Tubeless valves

LAPIERRE

Zesty CF 8.9

Ref. LZJTA

ANTHRA GREY



Non-binding illustrations.

Frame	Carbon UD SLI
Fork	Fox 36 Float Factory GRIP X 15x110 29"150mm travel 44mm offset
Shock	Fox Float X Factory 2pos 205x60mm Trunnion/30x8mm 150mm travel
Rear derailleur	Shimano XT 12s
Crankset	Shimano Deore XT 32T 165mm (S), 170mm (M,L), 175mm (XL)
Bottom bracket	Shimano MT800 Press Fit
Sprocket	Shimano SLX 10-51T 12s
Chain	Shimano SLX 12s
Brakes	Shimano Deore XT 4 pistons
Rotors	Shimano RT-CL800 203mm/180mm centerlock
Shiftlevers	Shimano Deore XT 12s Rapidfire
Headset	Acros Integrated ZS56/ZS56 Block Lock
Handlebar	Lapierre Thirty One 6061DB, Width: 780mm, Rise: 15mm, Ø: 31.8mm
Grips	Lapierre grips, S/M: small diameter, L/XL: large diameter
Stem	Lapierre Thirty One alloy, 0°, Ø: 31.8mm, L: 35mm (S), 45mm (M,L,XL)
Seatpost	Lapierre dropper by JD YSI05, Ø: 31.6mm, travel 125mm (S), 150mm (M), 170mm (L,XL)
Saddle	Prologo Scratch M5 PAS
Wheelset	DT Swiss XM1700 Spline
Tires	Front : Maxxis Assegai 3C MAXXGRIP/NEXO+/TR 29X2.50 WT Rear : Maxxis Dissector 3C MAXXTERRA/NEXO+/TR 29X2.40 WT
Pedals	XLC by VP
Accessories	Lapierre Thru axle and bottle opener lever + Tubeless valves

Zesty CF 9.9

Ref. LZLTA

PARIS STONE BEIGE



Non-binding illustrations.

Frame	Carbon UD SLI
Fork	RockShox Lyrik Ultimate Charger 3.1 RC2 15x110 29"150mm travel 44mm offset
Shock	RockShox Super Deluxe Ultimate RC2T 205x60mm Trunnion/30x8mm 150mm travel
Rear derailleur	SRAM GX EAGLE AXS T-TYPE 12s
Crankset	SRAM GX EAGLE T-TYPE DUB 32T 165mm (S), 170mm (M,L) , 175mm (XL)
Bottom bracket	SRAM DUB PF 92 MTB Wide
Sprocket	SRAM XS 1275 T-TYPE 10-52T 12s
Chain	SRAM GX T-TYPE 12s
Brakes	SRAM Code Bronze Stealth 4 pistons
Rotors	SRAM HS2 200mm/180mm centerlock
Shiftlevers	SRAM AXS Pod 12s
Headset	Acros Integrated ZS56/ZS56 Block Lock
Handlebar	Lapierre Thirty One 6061DB, Width: 780mm, Rise: 15mm, Ø: 31.8mm
Grips	Lapierre grips, S/M: small diameter, L/XL: large diameter
Stem	Lapierre Thirty One alloy, 0°, Ø: 31.8mm, L: 35mm (S), 45mm (M,L,XL)
Seatpost	Lapierre dropper by JD YSI05, Ø: 31.6mm, travel 125mm (S), 150mm (M), 170mm (L,XL)
Saddle	Prologo Scratch M5 PAS
Wheelset	DT Swiss XCM1501 Spline
Tires	Front : Maxxis Assegai 3C MAXXGRIP/NEXO+/TR 29X2.50 WT Rear : Maxxis Dissector 3C MAXXTERRA/NEXO+/TR 29X2.40 WT
Pedals	XLC by VP
Accessories	Lapierre Thru axle and bottle opener lever + Tubeless valves

LAPIERRE

Zesty CF 10.9

Ref. LZNTA

TRANSLUCENT HEX BLUE



Non-binding illustrations.

Frame	Carbon UD SLI
Fork	RockShox Lyrik Ultimate Flight Attendant 15x110 29"150mm travel 44mm offset
Shock	RockShox Super Deluxe Ultimate Flight Attendant 205x60mm Trunnion/30x8mm 150mm travel
Rear derailleur	SRAM X0 EAGLE AXS T-TYPE 12s
Crankset	SRAM X0 EAGLE T-TYPE DUB Power Meter 32T 170mm (S,M,L), 175mm (XL)
Bottom bracket	SRAM DUB PF 92 MTB Wide
Sprocket	SRAM XS 1275 T-TYPE 10-52T 12s
Chain	SRAM X0 T-TYPE 12s
Brakes	SRAM Level Silver Stealth 4 pistons
Rotors	SRAM HS2 200mm/180mm 6 bolts
Shiftlevers	SRAM AXS Pod 12s
Headset	Acros Integrated ZS56/ZS56 Block Lock
Handlebar	RACE FACE SIXC, Width: 785mm, Rise: 3/4", Ø: 31.8mm
Grips	Lapierre grips, S/M: small diameter, L/XL: large diameter
Stem	Lapierre Thirty One alloy, 0°, Ø: 31.8mm, L: 35mm (S), 45mm (M,L,XL)
Seatpost	SRAM Reverb AXS, Ø: 31.6mm, travel 125mm (S), 150mm (M), 170mm (L,XL)
Saddle	Prologo Scratch M5 PAS
Wheelset	Lapierre AM carbon
Tires	Front : Maxxis Assegai 3C MAXXGRIP/NEXO+/TR 29X2.50 WT Rear : Maxxis Dissector 3C MAXXTERRA/NEXO+/TR 29X2.40 WT"
Pedals	XLC by VP
Accessories	Lapierre Thru axle and bottle opener lever + Tubeless valves + SRAM AXS Pod for Flight Attendant

Techzone

ZESTY CF



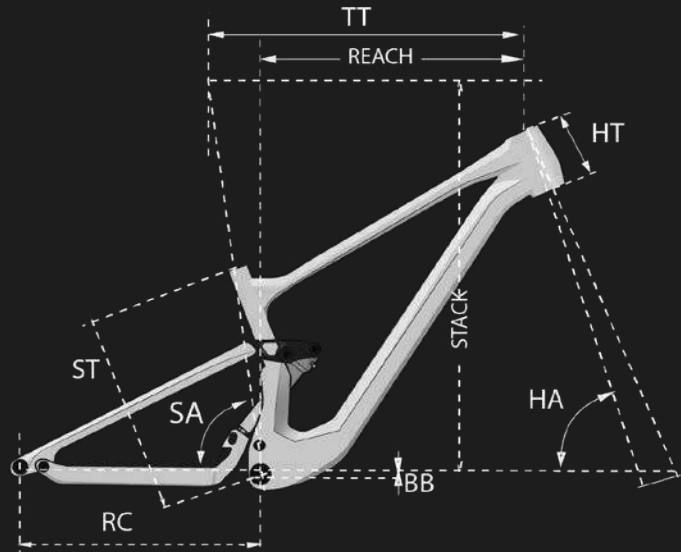
Find more details
on the Accell service portal
in Accentry.

service.accentry.com

Geometry

ZESTY CF

FLIP CHIP | 27.5

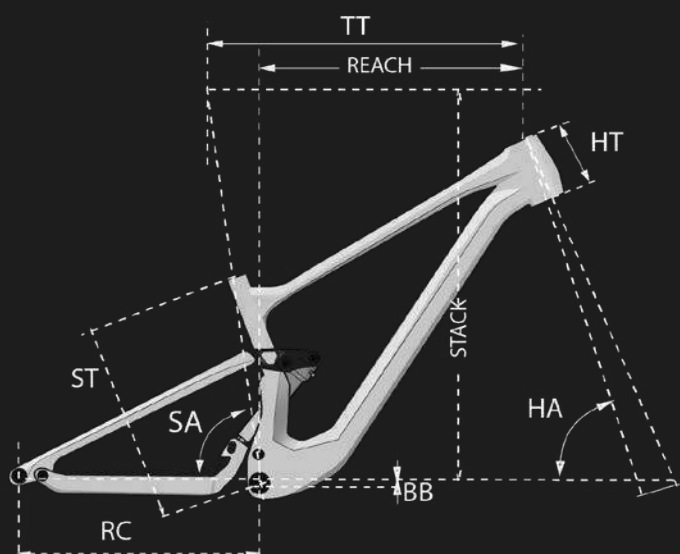


Size	S	M	L	XL
ST (mm)	383,1	409,9	436	463,7
Horizontal TT (mm)	577,3	604,4	626,5	653,5
HA (°)	64,6	64,6	64,6	64,6
Virtual SA (°)	77,1	77,1	77,1	77,1
RC (mm)	430,1	430,6	435,1	440,1
HT (mm)	105	115	125	135
Rear BB Drop (mm)	-10	-10	-10	-10
Front BB Drop (mm)	-26,4	-26,4	-26,4	-26,4
Fork Travel (mm)	150	150	150	150
Fork Length (mm)	570	570	570	570
Fork Offset (mm)	44	44	44	44
Rear Travel (mm)	150	150	150	150
Calculated Stack (mm)	617	626	635	644
Calculated Reach (mm)	436	461	481	506
Calculated WB (mm)	1195	1224	1254	1288
Calculated Average BB Drop (mm)	-16	-16	-16	-16
Calculated DT (mm) $\sqrt{(\text{Reach}^2 + \text{Stack}^2)}$	756	778	797	819
Front wheel diameter (mm)	720	720	720	720
Rear wheel diameter (mm)	687	687	687	687
BB height (mm)	334	334	334	334
Trail (Chasse)	177	177	177	177
User	160-172	170-182	180-190	>188
Ref.	LZ__A400	LZ__A430	LZ__A460	LZ__A500

Geometry

ZESTY CF

FLIP CHIP | 29



Size	S	M	L	XL
ST (mm)	383,1	409,9	436	463,7
Horizontal TT (mm)	577,5	604,6	626,7	653,7
HA (°)	64,5	64,5	64,5	64,5
Virtual SA (°)	77	77	77	77
RC (mm)	432,6	432,6	437,6	442,6
HT (mm)	105	115	125	135
Rear BB Drop (mm)	-26,4	-26,4	-26,4	-26,4
Front BB Drop (mm)	-26,4	-26,4	-26,4	-26,4
Fork Travel (mm)	150	150	150	150
Fork Length (mm)	570	570	570	570
Fork Offset (mm)	44	44	44	44
Rear Travel (mm)	150	150	150	150
Calculated Stack (mm)	617	626	635	644
Calculated Reach (mm)	435	460	480	505
Calculated WB (mm)	1197	1226	1255	1290
Calculated Average BB Drop (mm)	-26	-26	-26	-26
Calculated DT (mm) $\sqrt{(\text{Reach}^2 + \text{Stack}^2)}$	755	777	796	818
Front wheel diameter (mm)	720	720	720	720
Rear wheel diameter (mm)	720	720	720	720
BB height (mm)	334	334	334	334
Trail (Chasse)	178	178	178	178
User	160-172	170-182	180-190	>188
Ref.	LZ__A400	LZ__A430	LZ__A460	LZ__A500

Spicy CF

RANGE

EN Enduro mountain bikes developed in collaboration with the sport's best riders.

DE Enduro-Mountainbikes, entwickelt in Zusammenarbeit mit den besten Fahrer:innen des Sports.



EN The Spicy CF, more than just an Enduro bike:

- Bike of the Lapierre Zipp Collective team
- Two-in-one: high pivot and low pivot configuration
- Aggressive and ultra-stable at high speeds

DE Spicy CF, mehr als nur ein Endurobike:

- Bike des Lapierre Zipp Collective Teams
- Zwei-in-Eins: High-Pivot und Low-Pivot-Konfiguration
- Aggressiv und ultra-stabil bei hohen Geschwindigkeiten



ON

Spicy CF 6.9
Adventurine Blue
LSBRA



ON

Spicy CF 7.9
Sequoia Green
LSCRA



MAINT

Spicy CF 8.9
Vapor Green
LSJTA



MAINT

Spicy CF Team
Translucent Hex Blue
LSDTA



MAINT

Spicy CF Frameset
RAW Carbon
LSKTA

Spicy CF 6.9

Ref. LSBRA

ADVENTURINE BLUE



Non-binding illustrations.

Frame	Spicy Full Carbon 173mm travel (29"), pressfit, boost, metric, Thru axle
Fork	RockShox ZEB Select Charger RC 29" 15x110 DebonAir™ 180mm (29") 44mm offset
Shock	RockShox Super Deluxe coil Select R Trunion 205x65mm spring rate: 300(S) 350(M) 400(L) 450(XL) 173mm travel
Rear derailleur	Shimano SLX 12s Shadow +
Crankset	Shimano MT612 32T 165mm (XS,S,M), 170mm (L,XL)
Bottom bracket	Shimano BSA MT801
Sprocket	Shimano Deore 10-51T 12s
Chain	Shimano Deore 12s
Brakes	Shimano M4100 4 pistons
Rotors	Shimano RT64 203mm
Shiftlevers	Shimano Deore 12s Rapidfire
Headset	Acros Integrated ZS56/ZS56 Block Lock
Handlebar	Lapierre Thirty Five 6061DB, Width: 800mm, Rise: 30mm, Ø: 35mm
Grips	Lapierre grips anodized, S/M: small diameter, L/XL: large diameter
Stem	Lapierre Thirty Five alloy, 0°, Ø: 31.8mm, L: 35mm (XS,S), 45mm (M,L,XL)
Seatpost	Lapierre dropper, Ø: 31.6mm, travel 100mm (XS,S), 130mm (M), 150mm (L), 170mm (XL)
Saddle	WTB Volt 142mm
Front hub	Shimano TC500
Rear hub	Shimano TC500 Microspline
Wheelset	Rodi Tryp30 EVO 30x622 32H Tubeless Ready
Tires	Front: Schwalbe MAGIC MARY Evo, Super Trail, TLE, ADDIX Ultra Soft, 62-622, 67TPI Rear: Schwalbe BIG BETTY, Super Trail, TLE, ADDIX Soft, 62-584, 67TPI
Pedals	NW-91K
Accessories	Lapierre Thru axle and bottle opener lever Accessory Box for Low Pivot Point configuration

Model Shown
Spicy CF 6.9



Spicy CF 7.9

Ref. LSCRA

SEQUOIA GREEN



Non-binding illustrations.

Frame	Spicy Full Carbon 173mm travel (29"), pressfit, boost, metric, Thru axle
Fork	Fox Float 38 Performance Elite GRIP2 29" 15x110, 180mm travel, 44mm offset / HSC,LSC,HSR,LSR
Shock	Fox Float X2 Performance, 2-Pos Lever, LV Evol, 205x65mm Trunnion 173mm travel
Rear derailleur	Shimano Deore XT 12s Shadow +
Crankset	Shimano SLX 32T 165mm (XS,S,M), 170mm (L,XL)
Bottom bracket	Shimano BSA MT801
Sprocket	Shimano Deore 10-51T 12s
Chain	Shimano Deore 12s
Brakes	Shimano SLX M7100 4 pistons
Rotors	Shimano RT70 203mm
Shiftlevers	Shimano SLX 12s Rapidfire
Headset	Acros Integrated ZS56/ZS56 Block Lock
Handlebar	Lapierre Thirty Five 6061DB, Width: 800mm, Rise: 30mm, Ø: 35mm
Grips	Lapierre grips anodized, S/M: small diameter, L/XL: large diameter
Stem	Lapierre Thirty Five alloy, 0°, Ø: 31.8mm, L: 35mm (XS,S), 45mm (M,L,XL)
Seatpost	Lapierre dropper, Ø: 31.6mm, travel 100mm (XS,S), 130mm (M), 150mm (L), 170mm (XL)
Saddle	WTB Volt 142mm
Wheelset	DT Swiss E1900 SPLINE® 622x30c, Shimano Microspline, Centerlock
Tires	Front: Schwalbe MAGIC MARY Evo, Super Trail, TLE, ADDIX Ultra Soft, 62-622, 67TPI Rear: Schwalbe BIG BETTY, Super Trail, TLE, ADDIX Soft, 62-584, 67TPI
Pedals	NW-91K
Accessories	Lapierre Thru axle and bottle opener lever Accessory Box for Low Pivot Point configuration

Spicy CF 8.9

Ref. LSJTA

VAPOR GREEN



Non-binding illustrations.

Frame	Carbon UD SLI
Fork	Fox 38 Float Factory GRIP X2 15x110 29"180mm travel 44mm offset
Shock	Fox Float X2 Factory 2Pos 205x65mm Trunnion/15x8mm 173mm travel
Rear derailleur	Shimano XT 12s
Crankset	Shimano Deore XT 32T 165mm (XS,S,M), 170mm (L,XL)
Bottom bracket	Shimano BSA MT801
Sprocket	Shimano Deore XT 10-51T 12s
Chain	Shimano Deore 12s
Brakes	Shimano Deore XT 4 pistons
Rotors	Shimano RT-CL800 203mm/180mm centerlock
Shift levers	Shimano Deore XT 12s Rapidfire
Headset	Acros Integrated ZS56/ZS56 Block Lock
Handlebar	Lapierre Thirty Five 6061DB, Width: 800mm, Rise: 30mm, Ø: 35mm
Grips	Lapierre grips, XS/S/M: small diameter, L/XL: large diameter
Stem	Lapierre Thirty Five alloy, 0°, Ø: 31.8mm, L: 35mm (XS,S), 45mm (M,L,XL)
Seatpost	Lapierre dropper by JD YSI05, Ø: 31.6mm, travel 125mm (XS), 150mm (S,M), 170mm (L), 200mm (XL)
Saddle	WTB Volt Cromoly 142mm
Wheelset	DT Swiss EX1700 Spline
Tires	Front : Schwalbe Magic Mary Evo, Super Trail TLE 62-622 ADDIX Ultra Soft 67EPI Rear : Schwalbe Big Betty Evo, Super Trail 65-584 ADDIX Soft
Pedals	XLC by VP
Accessories	Lapierre Thru axle and bottle opener lever + Tool Box with pouch + Accessory Box for Low Pivot Point configuration

LAPIERRE

Spicy CF Team

Ref. LSDTA

TRANSLUCENT HEX BLUE



Non-binding illustrations.

Frame	Carbon UD SLI
Fork	RockShox ZEB Ultimate Charger 3.1 RC2 15x110 29"180mm travel 44mm offset
Shock	RockShox Vivid Air Ultimate 205x65mm Trunnion/15x8mm 173mm travel
Rear derailleur	SRAM X0 EAGLE AXS T-TYPE 12s
Crankset	SRAM X0 EAGLE T-TYPE DUB 32T 165mm (XS,S,M), 170mm (L,XL)
Bottom bracket	SRAM DUB BSA 73 MTB WIDE
Sprocket	SRAM XS 1295 T-TYPE 10-52T 12s
Chain	SRAM X0 T-TYPE 12s
Brakes	SRAM Maven Silver Stealth 4 pistons
Rotors	SRAM HS2 200mm 6 bolts
Shiftlevers	SRAM AXS Pod 12s
Headset	Acros Integrated ZS56/ZS56 Block Lock
Handlebar	Renthal Fatbar 35, Width: 800mm, Rise: 30mm, Ø: 35mm
Grips	Lapierre grips, XS/S/M: small diameter, L/XL: large diameter
Stem	Renthal Apex, Ø: 35mm, L: 33mm (XS,S), 40mm (M,L,XL)
Seatpost	SRAM Reverb AXS, Ø: 31.6mm, travel 125mm (XS,S), 150mm (M), 170mm (L,XL)
Saddle	WTB Volt Cromoly 142mm
Wheelset	DT Swiss EXC1501 Spline
Tires	Front : Schwalbe Magic Mary Evo, Super Trail TLE 62-622 ADDIX Ultra Soft 67EPI Rear : Schwalbe Big Betty Evo, Super Trail 65-584 ADDIX Soft
Pedals	XLC by VP
Accessories	Lapierre Thru axle and bottle opener lever + Tool Box with pouch + Accessory Box for Low Pivot Point configuration

Spicy CF Frameset

Ref. LSKTA

RAW CARBON



Non-binding illustrations.

Frame	Carbon UD SLI
Shock	RockShox Vivid Air Ultimate 205x65mm Trunnion/15x8mm 173mm travel
Headset	Acros Integrated ZS56/ZS56 Block Lock
Accessories	Lapierre Thru axle and bottle opener lever + Tool Box with pouch + Accessory Box for Low Pivot Point configuration

Techzone

SPICY CF



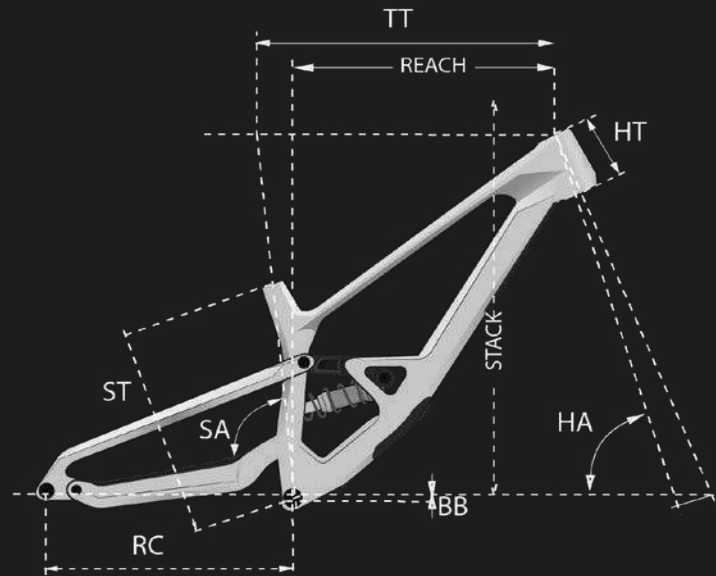
Find more details
on the Accell service portal
in Accentry.

service.accentry.com

Geometry

SPICY CF

HIGH PIVOT | 27.5

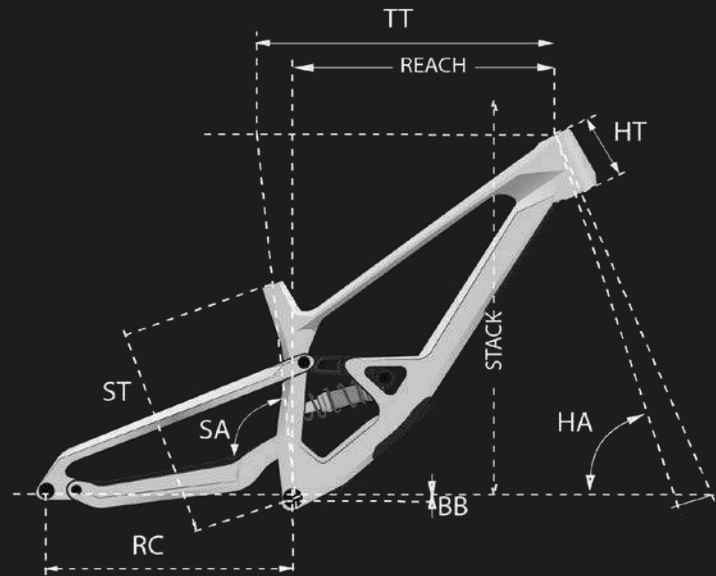


Size	XS	S	M	L	XL
ST (mm)	370	370	400	430	460
Horizontal TT (mm)	543,5	570,4	596,4	617,3	644,2
HA (°)	63,5	63,5	63,5	63,5	63,5
Virtual SA (°)	78	78	78	78	78
RC (mm)	440	440	440	445	450
HT (mm)	100	110	115	120	130
Rear BB Drop (mm)	-10	-10	-10	-10	-10
Front BB Drop (mm)	-25	-25	-25	-25	-25
Fork Travel (mm)	180	180	180	180	180
Fork Length (mm)	595	595	595	595	595
Fork Offset (mm)	44	44	44	44	44
Rear Travel (mm)	173	173	173	173	173
Calculated Stack (mm)	627	636	641	645	654
Calculated Reach (mm)	410	435	460	480	505
Calculated WB (mm)	1200	1229	1256	1283	1318
Calculated Average BB Drop (mm)	-16	-15	-15	-15	-15
Calculated DT (mm) $\sqrt{(\text{Reach}^2 + \text{Stack}^2)}$	750	771	789	804	827
Front wheel diameter (mm)	720	720	720	720	720
Rear wheel diameter (mm)	690	690	690	690	690
BB height (mm)	335	335	335	335	335
Trail (Chasse)	186	186	186	186	186
User	152-164	163-172	170-182	180-190	>188
Ref.	LS__A350	LS__A370	LS__A400	LS__A430	LS__A460

Geometry

SPICY CF

LOW PIVOT | 27.5

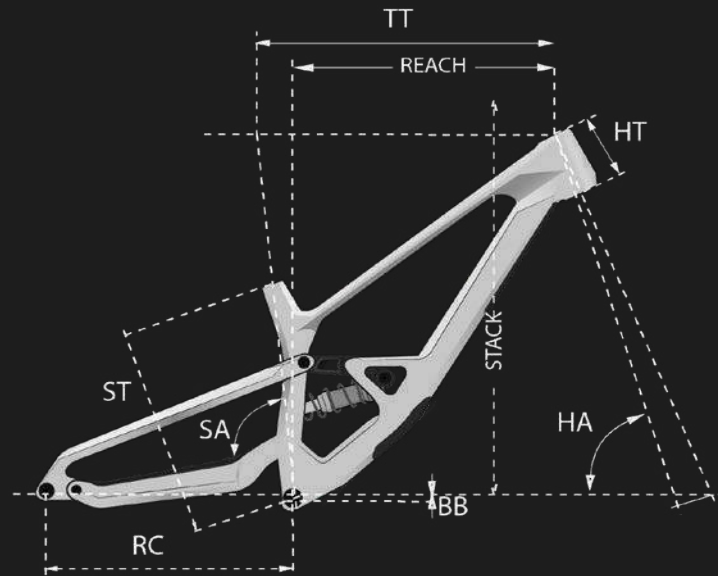


Size	XS	S	M	L	XL
ST (mm)	370	370	400	430	460
Horizontal TT (mm)	543,5	570,4	596,4	617,3	644,2
HA (°)	63,5	63,5	63,5	63,5	63,5
Virtual SA (°)	78	78	78	78	78
RC (mm)	439,8	439,8	439,8	444,8	449,8
HT (mm)	100	110	115	120	130
Rear BB Drop (mm)	-10	-10	-10	-10	-10
Front BB Drop (mm)	-25	-25	-25	-25	-25
Fork Travel (mm)	180	180	180	180	180
Fork Length (mm)	595	595	595	595	595
Fork Offset (mm)	44	44	44	44	44
Rear Travel (mm)	173	173	173	173	173
Calculated Stack (mm)	627	636	641	645	654
Calculated Reach (mm)	410	435	460	480	505
Calculated WB (mm)	1199	1228	1255	1282	1317
Calculated Average BB Drop (mm)	-15	-15	-15	-15	-15
Calculated DT (mm) $\sqrt{(\text{Reach}^2 + \text{Stack}^2)}$	750	771	789	804	827
Front wheel diameter (mm)	720	720	720	720	720
Rear wheel diameter (mm)	690	690	690	690	690
BB height (mm)	335	335	335	335	335
Trail (Chasse)	186	186	186	186	186
User	152-164	163-172	170-182	180-190	>188
Ref.	LS__A350	LS__A370	LS__A400	LS__A430	LS__A460

Geometry

SPICY CF

HIGH PIVOT | 29

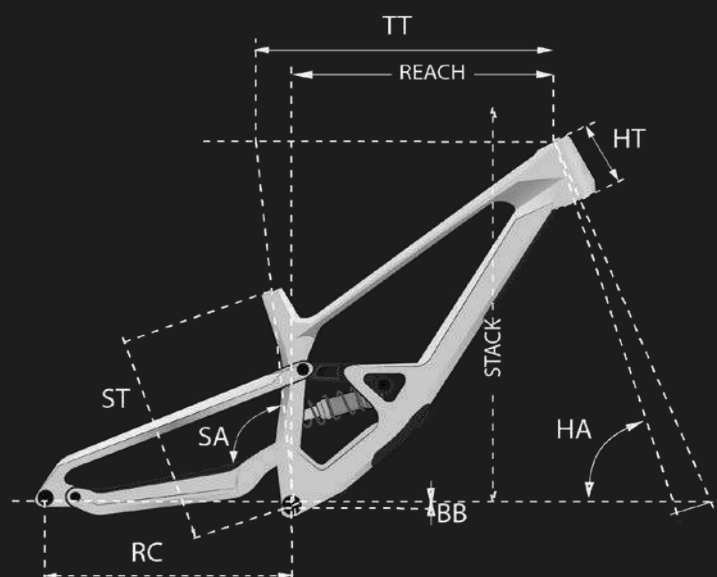


Size	XS	S	M	L	XL
ST (mm)	370	370	400	430	460
Horizontal TT (mm)	543,5	570,4	596,4	617,3	644,2
HA (°)	63,5	63,5	63,5	63,5	63,5
Virtual SA (°)	78	78	78	78	78
RC (mm)	444	444	444	449	454
HT (mm)	100	110	115	120	130
Rear BB Drop (mm)	-25	-25	-25	-25	-25
Front BB Drop (mm)	-25	-25	-25	-25	-25
Fork Travel (mm)	180	180	180	180	180
Fork Length (mm)	595	595	595	595	595
Fork Offset (mm)	44	44	44	44	44
Rear Travel (mm)	173	173	173	173	173
Calculated Stack (mm)	627	636	641	645	654
Calculated Reach (mm)	410	435	460	480	505
Calculated WB (mm)	1203	1232	1260	1287	1321
Calculated Average BB Drop (mm)	-25	-25	-25	-25	-25
Calculated DT (mm) $\sqrt{(\text{Reach}^2 + \text{Stack}^2)}$	750	771	789	804	827
Front wheel diameter (mm)	720	720	720	720	720
Rear wheel diameter (mm)	720	720	720	720	720
BB height (mm)	335	335	335	335	335
Trail (Chasse)	186	186	186	186	186
User	152-164	163-172	170-182	180-190	>188
Ref.	LS__A350	LS__A370	LS__A400	LS__A430	LS__A460

Geometry

SPICY CF

LOW PIVOT | 29



Size	XS	S	M	L	XL
ST (mm)	370	370	400	430	460
Horizontal TT (mm)	543,5	570,4	596,4	617,3	644,2
HA (°)	63,5	63,5	63,5	63,5	63,5
Virtual SA (°)	78	78	78	78	78
RC (mm)	442,3	442,3	442,3	447,3	452,3
HT (mm)	100	110	115	120	130
Rear BB Drop (mm)	-25	-25	-25	-25	-25
Front BB Drop (mm)	-25	-25	-25	-25	-25
Fork Travel (mm)	180	180	180	180	180
Fork Length (mm)	595	595	595	595	595
Fork Offset (mm)	44	44	44	44	44
Rear Travel (mm)	173	173	173	173	173
Calculated Stack (mm)	627	636	641	645	654
Calculated Reach (mm)	410	435	460	480	505
Calculated WB (mm)	1201	1230	1258	1285	1319
Calculated Average BB Drop (mm)	-25	-25	-25	-25	-25
Calculated DT (mm) $\sqrt{(\text{Reach}^2 + \text{Stack}^2)}$	750	771	789	804	827
Front wheel diameter (mm)	720	720	720	720	720
Rear wheel diameter (mm)	720	720	720	720	720
BB height (mm)	335	335	335	335	335
Trail (Chasse)	186	186	186	186	186
User	152-164	163-172	170-182	180-190	>188
Ref.	LS__A350	LS__A370	LS__A400	LS__A430	LS__A460

Road

MY25 RANGE

	XS	S	M	L	XL	XXL
E-Sensium	140-150	150-170	168-178	176-186	>184	-
Crosshill	155-162	160-172	170-182	180 -190	188 -195	-
Crosshill CF	153-160	158-165	164-175	174-185	184-195	>195
Pulsium	153-160	158-165	164-175	174-185	184-195	>195
Xelius DRS	155-162	160-172	170-182	180-192	190-200	>195
Aerostorm DRS	-	150-170	168-178	176-186	>184	-



LAPIERRE

LAPIERRE

Road

RANGE OVERVIEW

E-Sensium

Crosshill

Crosshill CF

FK

SE

10.0

9.0

8.0

7.0

6.0

5.0

4.0

3.0

2.0

1.0





SPORTY



Pulsium

Xelius DRS

Aerostorm DRS



COMPETITION

E-Sensium

RANGE

EN Leaving your front door and setting off on a ride without worrying about the rest has never been easier.

DE Noch nie war es so einfach, die Haustür hinter sich zuzumachen und sorglos einfach loszufahren.



EN The E-Sensium, more than just an electric road bike:

- The adventure companion for bicycle touring
- A sturdy frame and reliable components
- Progressive assistance and enduring battery

DE Das E-Sensium, mehr als nur ein elektrisches Rennrad:

- Der verlässliche Begleiter für Touren-Abenteuer
- Robuster Rahmen und zuverlässige Komponenten
- Progressive Unterstützung und ausdauernder Akku

MAINT



E-Sensium 2.2

Elemental Blue | LEATA
EBike Motion | 250Wh

E-Sensium 2.2

ELEMENTAL BLUE

Ref. LEATA



Non-binding illustrations.

Frame	Supreme 5 alloy
Fork	E-Sensium Carbon/ Alloy Steerer
Front derailleur	Shimano CUES U4010 Band Type
Rear derailleur	Shimano CUES U4020 9s
Crankset	Shimano CUES FC-U6030, 46-32T 170mm (XS,S,M), 175mm (L,XL)
System	Ebikeemotion system X35+ / 250 Wh battery pack
Bottom bracket	Shimano RS500 Press Fit
Sprocket	Shimano CUES LG300 11-36T 9s
Chain	Shimano CUES LG500 9/10/11s
Brakes	Shimano MT201 2 pistons
Rotors	Shimano SM-RT56 160mm 6 bolts
Shiftlevers	Shimano CUES U4000 2x9s
Headset	Acros Aix-532 IS52/28,6 – IS52/40
Handlebar	Lapierre alloy, Ø: 31.8mm, Width: 640mm
Grips	Lapierre by Herrmans
Stem	Lapierre alloy, Ø: 31.8mm, L: 80mm (XS,S), 90mm (M), 100mm (L), 110mm (XL)
Seatpost	Lapierre alloy, Ø: 27.2mm, L: 350mm
Saddle	Selle Italia Model X Superflow 145mm
Front hub	DA212, boost 12x100, 28H 6 bolts
Rear hub	X35+ Drive Unit
Rims	Ryde Rival 19-622 28H
Tires	Continental Ultra Sport III 28-622
Pedals	VP-335 Clips&Strap
Accessories	EBikeMotion X35 Charger C + Lapierre Thru axle and bottle opener lever + Go Pro Mount

Techzone

E-SENSIUM



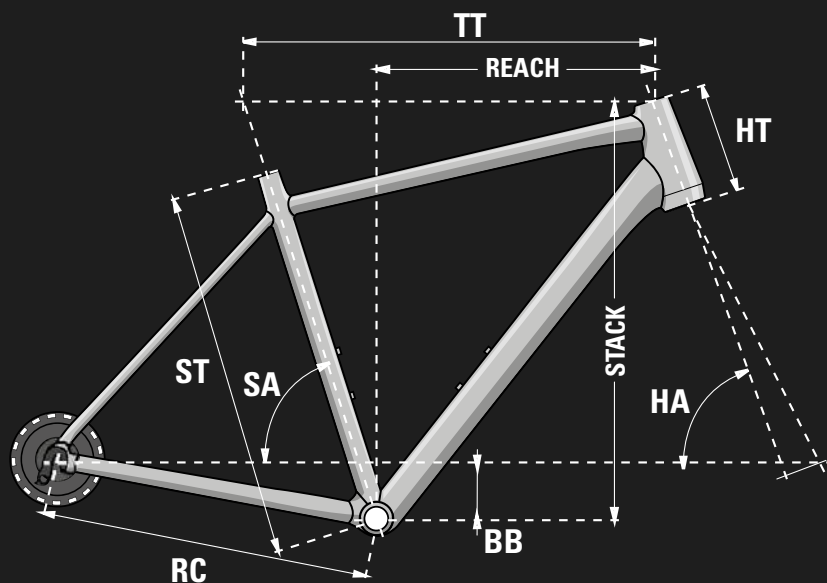
Find more details
on the Accell service portal
in Accentry.

service.accentry.com

Geometry

E-SENSIUM

Tire width max:
40mm



Size	XS	S	M	L	XL
ST (MM)	440	470	510	550	590
TT (MM)	518	520	547	565	585
HA (°)	70,5	71,5	72,5	73	73
SA (°)	74,5	74,5	74	73,5	73
RC (MM)	425	425	425	425	425
HT (MM)	135	125	165	185	205
BB (MM)	-75	-67,5	-67,5	-67,5	-67,5
REACH	367	367	377	383	391
STACK	564	551	593	614	633
User	140-150	150-170	168-178	176-186	>184
Ref.	LEATA440	LEATA470	LEATA510	LEATA550	LEATA590

Crosshill

RANGE

EN Don't make a U-turn when the road stops. Don't hold back. Discover. Explore. Open the field of possibilities and discover a new universe.

DE Fahr weiter, wenn die Straße aufhört. Zögere nicht. Entdecke. Erforsche. Erfahre völlig neue Möglichkeiten und entdecke neue Wege.



EN The Crosshill, more than just a gravel bike:

- Versatility to no longer compromise between road and trails
- Accepts equipment for bikepacking
- Comfortable geometry tailored for endurance

DE Das Crosshill, mehr als nur ein Gravelbike:

- Vielseitigkeit, um keine Kompromisse mehr zwischen Straße und Trail eingehen zu müssen
- Aufnahmen für Bikepacking-Ausrüstung
- Komfortable Geometrie, die auf Ausdauer ausgelegt ist



ON

Crosshill 2.0

Hard Blue
LCARA



NEW

Crosshill 3.0 FLAT

Optic White
LCBTA



ON

Crosshill 3.0

Deep Green
LCBRA



ON

Crosshill 5.0

Light Grey
LCCRA



ON

Crosshill 6.0

Rust
LCDRA

Crosshill 2.0

HARD BLUE

Ref. LCARA



Non-binding illustrations.

Frame	Crosshill gravel Supreme 5 Alloy Internal Routing
Fork	Lapierre Carbon Blades, Alloy Steerer, 12mm Thru Axle
Front derailleur	Shimano Sora FD-R3000 Band type
Rear derailleur	Shimano Sora RD-R3000-GS, 9s
Crankset	FSA Tempo Adventure JIS, 46-30T 170mm (XS,S), 172.5mm (M), 175mm (L,XL)
Bottom bracket	Feimin FP-908
Sprocket	Sunrace CSM90 11-34T 9s
Chain	KMC X9
Rotors	Shimano RT30 160mm/160mm
Shiftlevers	Shimano Sora ST-R3000
Headset	FSA Orbit NO.57B Semi-integrated
Handlebar	Lapierre alloy gravel bar, Width: 420mm (XS,S), 440mm (M), 460mm (L,XL), Drop: 130mm, Reach: 70mm, Flare: 16°
Grips	Fizik Terra Microtex 3mm
Stem	Lapierre alloy, Ø: 31.8mm, L: 80mm (XS,S), 90mm (M), 100mm (L), 110mm (XL)
Seatpost	Lapierre alloy, Ø: 27.2mm, L: 350mm, offset: 12mm
Saddle	Fizik Terra Argo X7 150mm
Front hub	DA212, 12x100mm, 32H Centerlock
Rear hub	DA212, 12x142mm, 32H Centerlock
Rims	WTB STi23 TCS 2.0 700c 32H
Tires	WTB Raddler 700x40C Tan Wall
Pedals	NW-91K
Accessories	Lapierre Thru axle and bottle opener lever + Tubeless valves

Crosshill 3.0 Flat

OPTIC WHITE

Ref. LCBTA



Non-binding illustrations.

Frame	Supreme 5 alloy
Fork	Lapierre Carbon Blades, Alloy Steerer, 12mm Thru Axle
Front derailleur	Shimano CUES U6000 10/11s
Rear derailleur	Shimano CUES FC-U6040, 42T 170mm (XS,S), 172,5mm (M), 175mm (L,XL)
Crankset	Shimano BSA MT501
Bottom bracket	Shimano CUES LG400 11-50T 11s
Sprocket	Shimano CUES LG500 9/10/11s
Chain	Shimano RS600 2 pistons
Rotors	Shimano SM-RT30 160mm Centerlock
Shiftlevers	Shimano CUES U6000 11s
Headset	FSA Orbit NO.57B Semi-integrated
Handlebar	XLc alloy, Ø: 31.8mm, Width: 720mm, Backsweep: 9°
Grips	XLC Grips
Stem	XLC alloy, Ø: 31.8mm, L: 80mm (XS,S), 90mm (M), 100mm (L), 110mm (XL)
Seatpost	Lapierre alloy, Ø: 27.2mm, L: 350mm, offset: 12mm
Saddle	Fizik Terra Argo X7 150mm
Front hub	DA212, 12x100mm, 32H Centerlock
Rear hub	DA212, 12x142mm, 32H Centerlock
Rims	WTB STi23 TCS 2.0 700c 32H
Tires	WTB Raddler 700x40C Tan Wall
Pedals	NW-91K
Accessories	STAND CO tubular carrier CD-478 + Curana D45 fenders + Lapierre Thru axle and bottle opener lever + Tubeless valves

LAPIERRE

Crosshill 3.0

DEEP GREEN

Ref. LCBRA



Non-binding illustrations.

Frame	Crosshill gravel Supreme 5 Alloy Internal Routing
Fork	Lapierre Carbon Blades, Alloy Steerer, 12mm Thru Axle
Front derailleur	Shimano GRX RX400 Brazed-On
Rear derailleur	Shimano GRX RX400, 11s Shadow +
Crankset	FSA Omega Adventure MegaExo 46-30T 170mm (XS,S), 172.5mm (M), 175mm (L,XL)
Bottom bracket	FSA BB-4000 Road 68mm
Sprocket	Sunrace CSMS0 11-34T 10s
Chain	KMC X10
Rotors	Shimano RT30 160mm/160mm
Shiftlevers	Shimano GRX ST-RX400
Headset	FSA Orbit NO.57B Semi-integrated
Handlebar	Lapierre alloy gravel bar, Width: 420mm (XS,S), 440mm (M), 460mm (L,XL), Drop: 130mm, Reach: 70mm, Flare: 16°
Grips	Fizik Terra Microtex 3mm
Stem	Lapierre alloy, Ø: 31.8mm, L: 80mm (XS,S), 90mm (M), 100mm (L), 110mm (XL)
Seatpost	Lapierre alloy, Ø: 27.2mm, L: 350mm, offset: 12mm
Saddle	Fizik Terra Argo X7 150mm
Front hub	DA212, 12x100mm, 32H Centerlock
Rear hub	DA212, 12x142mm, 32H Centerlock
Rims	WTB STi23 TCS 2.0 700c 32H
Tires	WTB Raddler 700x40C Tan Wall
Pedals	NW-91K
Accessories	Fenders: Curana Alloy Rear Carrier: Lapierre Low Profile (14 KG Max), Lapierre Thru axle and bottle opener lever + Tubeless valves

Crosshill 5.0

LIGHT GREY

Ref. LCCRA



Non-binding illustrations.

Frame	Crosshill gravel Supreme 5 Alloy Internal Routing
Fork	Lapierre Carbon Blades, Alloy Steerer, 12mm Thru Axle
Front derailleur	Shimano GRX RX820 Brazed-On
Rear derailleur	Shimano GRX RX820, 12s Shadow +
Crankset	Shimano GRX RX600 46-30T 170mm (XS,S), 172,5mm (M), 175mm (L,XL)
Bottom bracket	Shimano BSA
Sprocket	Shimano CS-HG710 11-36T 12s
Chain	Shimano CN-M7100 12s
Rotors	Shimano RT70 160mm/160mm
Shiftlevers	Shimano GRX ST-RX610
Headset	FSA Orbit NO.57B Semi-integrated
Handlebar	Lapierre alloy gravel bar, Width: 420mm (XS,S), 440mm (M), 460mm (L,XL), Drop: 130mm, Reach: 70mm, Flare: 16°
Grips	Fizik Terra Microtex 3mm
Stem	Lapierre alloy, Ø: 31.8mm, L: 80mm (XS,S), 90mm (M), 100mm (L), 110mm (XL)
Seatpost	Lapierre dropper, Ø: 27.2mm, travel 70mm(XS,S), 90mm (M,L), 110mm (XL)
Saddle	Fizik Terra Argo X7 150mm
Front hub	DA212, 12x100mm, 32H Centerlock
Rear hub	DA212, 12x142mm, 32H Centerlock
Rims	WTB STi23 TCS 2.0 700c 32H
Tires	WTB Resolute 700x42C Tan Wall
Pedals	NW-91K
Accessories	Lapierre Thru axle and bottle opener lever + Tubeless valves

LAPIERRE

Crosshill 6.0

RUST

Ref. LCDRA



Non-binding illustrations.

Frame	Crosshill gravel Supreme 5 Alloy Internal Routing
Fork	Lapierre Carbon Blades, Alloy Steerer, 12mm Thru Axle
Rear derailleur	SRAM Rival XLPR AXS, 12s
Crankset	SRAM Rival D1 Dub Wide 40T 170mm (XS,S), 172,5mm (M), 175mm (L,XL)
Bottom bracket	SRAM DUB BSA 68 Road Wide
Sprocket	SRAM XG 1251 XPLR 10-44T 12s
Chain	SRAM Rival D1 12s
Rotors	SRAM Paceline 160mm/160mm Centerlock
Shiftlevers	SRAM Rival ETAP AXS D1
Headset	FSA Orbit NO.57B Semi-integrated
Handlebar	Lapierre alloy gravel bar, Width: 420mm (XS,S), 440mm (M), 460mm (L,XL), Drop: 130mm, Reach: 70mm, Flare: 16°
Grips	Fizik Terra Microtex 3mm
Stem	Lapierre alloy, Ø: 31.8mm, L: 80mm (XS,S), 90mm (M), 100mm (L), 110mm (XL)
Seatpost	Lapierre dropper, Ø: 27.2mm, travel 70mm(XS,S), 90mm (M,L), 110mm (XL)
Saddle	Fizik Terra Argo X7 150mm
Front hub	DA212, 12x100mm, 32H Centerlock
Rear hub	DA212, 12x142mm, XDR driver 32H Centerlock
Rims	WTB STi23 TCS 2.0 700c 32H
Tires	WTB Rolute 700x42C Tan Wall
Pedals	NW-91K
Accessories	SRAM EP-EAC-PowerPack-A1 AXS Charger, Lapierre Thru axle and bottle opener lever + Tubeless valves

Model Shown
Crosshill 6.0



Techzone

CROSSHILL



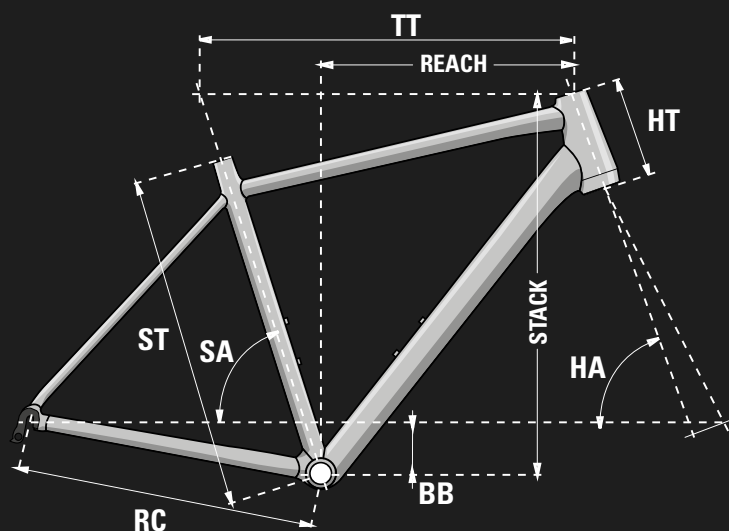
Find more details
on the Accell service portal
in Accentry.

service.accentry.com

Geometry

CROSSHILL

Tire width max:
45mm
700x40 with mudguard



Size	XS	S	M	L	XL
ST (MM)	420	460	500	550	600
TT (MM)	525	544	561	579	596
HA (°)	73	73	72.5	72.5	72
SA (°)	70	70.5	71	71	71.5
RC (MM)	435	435	435	435	435
HT (MM)	90	120	150	180	210
BB (MM)	-75	-75	-75	-75	-75
REACH	366	376	378	388	389
STACK	517	547	577	605	636
User	155-162	160-172	170-182	180 -190	188 -195
Ref.	LC__A420	LC__A460	LC__A500	LC__A550	LC__A600

Crosshill CF

RANGE

EN An invitation for adventure: move from the tarmac to the trails, don't worry about the rain, puddles or storms.

DE Eine Einladung zum Abenteuer: Wechsle von Asphalt auf Trails. Regen, Pfützen oder Sturm – wen interessiert das schon.



EN The Crosshill CF, more than just a carbon gravel bike:

- An adventure and/or competition bike
- Carbon frame balancing comfort and efficiency on trails
- For experienced athletes and explorers

DE Das Crosshill CF, mehr als nur ein Carbon-Gravelbike:

- Ein Bike für Abenteuer und/oder Radrennen
- Carbon-Rahmen, der Komfort und Effizienz auf den Trails in Einklang bringt
- Für erfahrene Sportler:innen und Entdecker:innen



NEW

Crosshill CF 5.0

Crepuscule Blue
LCETA



NEW

Crosshill CF 6.0

Strong Ruby Red
LCFTA



NEW

Crosshill CF 6.0 S

Grass Yellow
LCFTB



NEW

Crosshill CF 6.0 AXS

Septembre Beige
LCFTC



NEW

Crosshill CF 7.0

Cold Rain Grey
LCGTA



NEW

Crosshill CF 8.0

Paris Stone Beige
LCHTA



NEW

Crosshill CF 8.0 S

Translucent Hex Blue
LCHTB

Crosshill CF 5.0

CREPUSCULE BLUE

Ref. LCETA



Non-binding illustrations.

Frame	Carbon UD SL
Fork	Carbon UD SL
Front derailleur	Shimano GRX RX820 Brazed-On
Rear derailleur	Shimano GRX RX820 12s
Crankset	Shimano GRX RX610 46-30T 170mm (XS,S), 172,5mm (M,L), 175mm (XL,XXL)
Bottom bracket	Shimano Press Fit BB72-41B
Sprocket	Shimano CS-HG710 11-36T 12s
Chain	Shimano CN-M7100 12s
Rotors	Shimano SM-RT70 160mm Centerlock
Shiftlevers	Shimano GRX ST-RX610
Headset	Acros integrated
Handlebar	Lapierre alloy gravel bar, Width: 420mm (XS,S), 440mm (M,L), 460mm (XL,XXL), Drop: 114mm, Reach: 70mm, Rise: 12mm, Flare: 12°
Grips	Lapierre Tape
Stem	Lapierre alloy, internal routing, Ø: 31.8mm, 80mm (XS,S), 90mm (M), 100mm (L), 110mm (XL/XXL)
Seatpost	Lapierre alloy, Ø: 27.2mm, L: 350mm
Saddle	Fizik Terra Argo X7 150mm
Wheelset	Lapierre Gravel 25mm Alloy 700C Shimano driver, Centerlock
Tires	WTB Raddler TCS LIGHT 700x44c black 60TPI
Pedals	VP-335 Clips&Strap
Accessories	Lapierre Thru axle and bottle opener lever + Go Pro Mount for GPS with Garmin & Wahoo adapter

Crosshill CF 6.0

STRONG RUBY RED

Ref. LCFTA



Non-binding illustrations.

Frame	Carbon UD SL
Fork	Carbon UD SL
Front derailleur	Shimano GRX RX820 Brazed-On
Rear derailleur	Shimano GRX RX820 12s
Crankset	Shimano GRX RX820 48-31T 170mm (XS,S), 172,5mm (M,L), 175mm (XL,XXL)
Bottom bracket	Shimano Press Fit BB72-41B
Sprocket	Shimano CS-HG710 11-36T 12s
Chain	Shimano CN-M7100 12s
Rotors	Shimano SM-RT70 160mm Centerlock
Shiftlevers	Shimano GRX ST-RX820
Headset	Acros integrated
Handlebar	Lapierre alloy gravel bar, Width: 420mm (XS,S), 440mm (M,L), 460mm (XL,XXL), Drop: 114mm, Reach: 70mm, Rise: 12mm, Flare: 12°
Grips	Lapierre Tape
Stem	Lapierre alloy, internal routing, Ø: 31.8mm, 80mm (XS,S), 90mm (M), 100mm (L), 110mm (XL/XXL)
Seatpost	Lapierre alloy, Ø: 27.2mm, L: 350mm
Saddle	Fizik Terra Argo X7 150mm
Wheelset	DT Swiss G1800 Spline
Tires	WTB Raddler TCS LIGHT 700x44c black 60TPI
Pedals	VP-335 Clips&Strap
Accessories	Lapierre Thru axle and bottle opener lever + Go Pro Mount for GPS with Garmin & Wahoo adapter

LAPIERRE

Crosshill CF 6.0 S

Ref. LCFTB

GRASS YELLOW



Non-binding illustrations.

Frame	Carbon UD SL
Fork	Suntour GVX32-S 12x100mm 700C 40mm travel
Rear derailleur	SRAM Apex XLPR AXS, 12s
Crankset	SRAM Apex D1 Dub Wide 40T 170mm (XS,S), 172,5mm (M,L), 175mm (XL,XXL)
Bottom bracket	SRAM DUB Press Fit 86.5 Road
Sprocket	SRAM PG 1231 XPLR 11-44T 12s
Chain	SRAM Apex 12s
Rotors	SRAM Paceline 160mm Centerlock
Shiftlevers	SRAM Apex ETAP AXS D1
Headset	Acros integrated
Handlebar	Lapierre alloy gravel bar, Width: 420mm (XS,S), 440mm (M,L), 460mm (XL,XXL), Drop: 114mm, Reach: 70mm, Rise: 12mm, Flare: 12°
Grips	Lapierre Tape
Stem	Lapierre alloy, internal routing, Ø: 31.8mm, 80mm (XS,S), 90mm (M), 100mm (L), 110mm (XL/XXL)
Seatpost	Lapierre alloy, Ø: 27.2mm, L: 350mm
Saddle	Fizik Terra Argo X7 150mm
Wheelset	DT Swiss G1800 Spline
Tires	WTB Raddler TCS LIGHT 700x44c black 60TPI
Pedals	VP-335 Clips&Strap
Accessories	Lapierre Thru axle and bottle opener lever + Go Pro Mount for GPS with Garmin & Wahoo adapter

Crosshill CF 6.0 AXS

Ref. LCFTC

SEPTEMBRE BEIGE



Non-binding illustrations.

Frame	Carbon UD SL
Fork	Carbon UD SL
Rear derailleur	SRAM Rival XPLR AXS, 12s
Crankset	SRAM Rival Dub Wide 40T 170mm (XS,S), 172,5mm (M,L), 175mm (XL,XXL)
Bottom bracket	SRAM DUB Press Fit 86.5 Road
Sprocket	SRAM PG 1231 XPLR 11-44T 12s
Chain	SRAM Rival 12s
Rotors	SRAM Paceline 160mm Centerlock
Shiftlevers	SRAM Rival ETAP AXS D1
Headset	Acros integrated
Handlebar	Lapierre alloy, Width: 400mm (XS,S), 420mm (M, L, XL), Drop: 130mm, Reach: 80mm
Grips	Lapierre tape
Stem	Lapierre alloy, internal routing, Ø: 31.8mm, 80mm (XS,S), 90mm (M), 100mm (L), 110mm (XL/XXL)
Seatpost	Lapierre alloy, Ø: 27.2mm, L: 350mm
Saddle	Fizik Terra Argo X7 150mm
Wheelset	DT Swiss GR1600 Spline
Tires	WTB Raddler TCS LIGHT 700x44c black 60TPI
Pedals	VP-335 Clips&Strap
Accessories	Lapierre Thru axle and bottle opener lever + Go Pro Mount for GPS with Garmin & Wahoo adapter

LAPIERRE

Crosshill CF 7.0

COLD RAIN GREY

Ref. LCGTA



Non-binding illustrations.

Frame	Carbon UD SL
Fork	Carbon UD SL
Front derailleur	Shimano GRX Di2 RX825 Brazed-On
Rear derailleur	Shimano GRX Di2 RX825 12s
Crankset	Shimano GRX RX820 48-31T 170mm (XS,S), 172,5mm (M,L), 175mm (XL,XXL)
Bottom bracket	Shimano Press Fit BB72-41B
Sprocket	Shimano CS-HG710 11-36T 12s
Chain	Shimano CN-M7100 12s
Rotors	Shimano SM-RT70 160mm Centerlock
Shiftlevers	Shimano GRX ST-RX825
Headset	Acros integrated
Handlebar	Lapierre Carbon gravel bar, Width: 420mm (XS,S,M), 440mm (L,X,XXL), Drop: 122mm, Reach: 68mm, Rise: 20mm, Flare: 12°
Grips	Lapierre Tape
Stem	Lapierre alloy, internal routing, Ø: 31.8mm, 80mm (XS,S), 90mm (M), 100mm (L), 110mm (XL/XXL)
Seatpost	Lapierre alloy, Ø: 27.2mm, L: 350mm
Saddle	Fizik Terra Argo X7 150mm
Wheelset	DT Swiss GR1600 Spline
Tires	WTB Raddler TCS LIGHT 700x44c black 60TPI
Pedals	VP-335 Clips&Strap
Accessories	Lapierre Thru axle and bottle opener lever + Go Pro Mount for GPS with Garmin & Wahoo adapter

Crosshill CF 8.0

PARIS STONE BEIGE

Ref. LCHTA



Non-binding illustrations.

Frame	Carbon UD SL
Fork	Carbon UD SL
Rear derailleur	SRAM Force XPLR AXS, 12s
Crankset	SRAM Force Dub Wide Carbon 40T 170mm (XS,S), 172,5mm (M,L), 175mm (XL,XXL)
Bottom bracket	SRAM DUB Press Fit 86.5 Road
Sprocket	SRAM XG 1251 XPLR 10-44T 12s
Chain	SRAM Force 12s
Rotors	SRAM Paceline 160mm Centerlock
Shiftlevers	SRAM Force ETAP AXS D2
Headset	Acros integrated
Handlebar	Lapierre Carbon gravel bar, Width: 420mm (XS,S,M), 440mm (L,X,XXL), Drop: 122mm, Reach: 68mm, Rise: 20mm, Flare: 12°
Grips	Lapierre Tape
Stem	Lapierre alloy, internal routing, Ø: 31.8mm, 80mm (XS,S), 90mm (M), 100mm (L), 110mm (XL/XXL)
Seatpost	Lapierre alloy, Ø: 27.2mm, L: 350mm
Saddle	Fizik Terra Argo X7 150mm
Wheelset	DT Swiss GRC1600 SP
Tires	WTB Raddler TCS LIGHT 700x44c Tan Wall 60TPI
Pedals	VP-335 Clips&Strap
Accessories	Lapierre Thru axle and bottle opener lever + Go Pro Mount for GPS with Garmin & Wahoo adapter

LAPIERRE

Crosshill CF 8.0 S

TRANSLUCENT HEX BLUE

Ref. LCHTB



Non-binding illustrations.

Frame	Carbon UD SL
Fork	RockShox Rudy Ultimate Race Day 2 12x100mm 700C 30mm travel 45mm offset
Rear derailleur	SRAM Force XPLR AXS 12s
Crankset	SRAM Force Dub Wide Carbon 40T 170mm (XS,S), 172,5mm (M,L), 175mm (XL,XXL)
Bottom bracket	SRAM DUB Press Fit 86.5 Road
Sprocket	SRAM XG 1251 XPLR 10-44T 12s
Chain	SRAM Force 12s
Rotors	SRAM Paceline 160mm Centerlock
Shiftlevers	SRAM Force ETAP AXS D2
Headset	Acros integrated
Handlebar	Lapierre Carbon gravel bar, Width: 420mm (XS,S,M), 440mm (L,X,XXL), Drop: 122mm, Reach: 68mm, Rise: 20mm, Flare: 12°
Grips	Lapierre Tape
Stem	Lapierre alloy, internal routing, Ø: 31.8mm, 80mm (XS,S), 90mm (M), 100mm (L), 110mm (XL/XXL)
Seatpost	SRAM Reverb AXS, Ø: 27.2mm, 75mm travel
Saddle	Fizik Terra Argo X7 150mm
Wheelset	DT Swiss GRC1600
Tires	WTBRaddler TCS LIGHT 700x44c black 60TPI
Pedals	VP-335 Clips&Strap
Accessories	Lapierre Thru axle and bottle opener lever + Go Pro Mount for GPS with Garmin & Wahoo adapter

Model Shown
Crosshill CF 8.0 S



Techzone

CROSSHILL CF



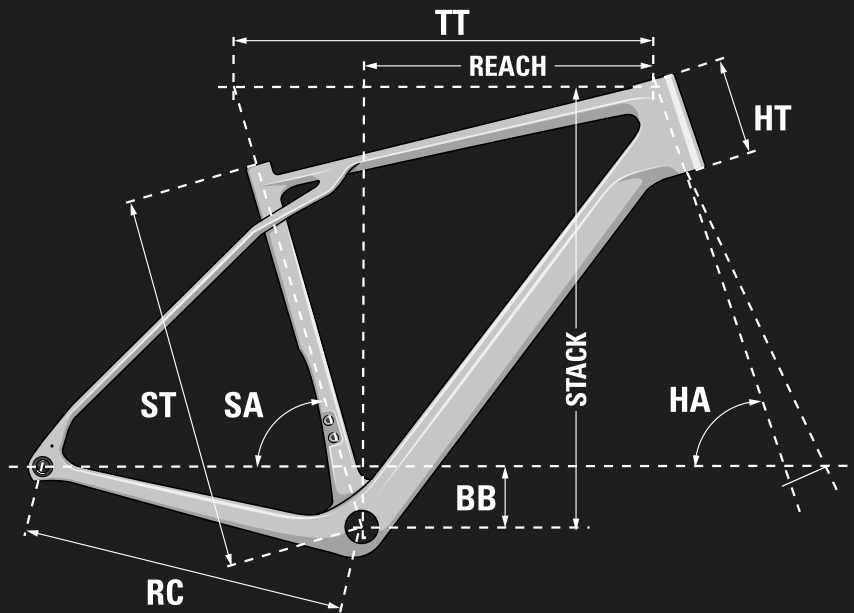
Find more details
on the Accell service portal
in Accentry.

service.accentry.com

Geometry

CROSSHILL CF

Tire width max:
45mm



Size	XS	S	M	L	XL	XXL
ST (mm)	440	460	490	520	550	580
TT (mm)	529	541	552	570	585	601
HA (°)	70,5	71	71	71,5	71,5	71,5
SA (°)	73,5	73,5	73,5	73	72,5	72,5
RC DSC	430	430	430	430	430	430
HT (mm)	95	115	130	150	170	195
BB (mm)	71	71	71	70	70	70
Frk Length	425	425	425	425	425	425
Frk Offset	45	45	45	45	45	45
Stack	546	567	581	601	620	644
Reach	367	373	380	386	390	398
WB DSC	1007	1016	1027	1036	1045	1062
User	153-160	158-165	164-175	174-185	184-195	>195
Ref.	LC_T_440	LC_T_460	LC_T_490	LC_T_520	LC_T_550	LC_T_580

Pulsium

RANGE

EN A versatile bike concept suited to endurance cycling, sportives, as well as bikepacking.

DE Ein vielseitiges Fahrradkonzept, das sich sowohl für Ausdauerrennsport als auch für Bikepacking eignet.



EN The Pulsium, more than just an endurance road bike:

- Ideal for occasional cyclists
- Comfortable frame
- Reliable components adapted for climbing

DE Das Pulsium, mehr als nur ein Ausdauer-Rennrad:

- Ideal für Gelegenheitsradler:innen
- Komfortabler Rahmen
- Zuverlässige, klettertaugliche Komponenten



NEW

Pulsium 5.0

Crepuscule Blue
LPNTA



NEW

Pulsium 6.0 AXS

Gravity Grey
LPPTC



NEW

Pulsium 6.0

Septembre Beige
LPPTA



NEW

Pulsium 6.0

Sensation Red
LPPTB



NEW

Pulsium 7.0

Undergrowth Green
LPQTA



NEW

Pulsium 7.0

Cloud Blue
LPQTB



NEW

Pulsium 8.0

Cumulonimbus Grey
LPRTA

Pulsium 5.0

CREPUSCULE BLUE

Ref. LPNTA



Non-binding illustrations.

Frame	Carbon UD SL
Fork	Carbon UD SL
Front derailleur	Shimano 105 R7100 Brazed-On
Rear derailleur	Shimano 105 R7100, 12s
Crankset	Shimano 105 R7100, 50-34T 165mm (XS), 170mm (S), 172.5mm (M,L), 175mm (XL,XXL)
Bottom bracket	Shimano Press Fit BB71-41B
Sprocket	Shimano 105 R7100 11-34T 12s
Chain	Shimano CN-M7100 12s
Rotors	Shimano SM-RT70 160mm /140mm Centerlock
Shiftlevers	Shimano 105 ST-R7120
Headset	Acros integrated
Handlebar	Lapierre alloy, Width: 380mm (XS), 400mm (S,M), 420mm (L,XL,XXL), Drop: 120mm, Reach: 70mm, Flare: 10°
Grips	Lapierre tape
Stem	Lapierre alloy, semi-integrated routing, -10°, Ø: 31.8mm, 80mm (XS,S), 90mm (M), 100mm (L), 110mm (XL), 120mm (XXL)
Seatpost	Lapierre alloy, Ø: 27.2mm, 0mm Offset, L: 350mm
Saddle	Selle Italia Model X Superflow 145mm
Wheelset	Lapierre Road Alloy Disc (21mm width), Centerlock, Tubeless compatible, HG Driver
Tires	Continental Ultra Sport III SL 32-622
Pedals	VP-335 Clips&Strap
Accessories	Thru axle multitool lever + GPS mount for Garmin & Wahoo adapter

Pulsium 6.0 AXS

GRAVITY GREY

Ref. LPPTC



Non-binding illustrations.

Frame	Carbon UD SL
Fork	Carbon UD SL
Front derailleur	SRAM Rival ETAP AXS Brazed-On
Rear derailleur	SRAM Rival ETAP AXS, 12s
Crankset	SRAM Rival D1 Dub 46-33T 165mm (XS), 170mm (S), 172,5mm (M,L), 175mm (XL)
Bottom bracket	SRAM DUB Press Fit 86.5 Road
Sprocket	SRAM XG 1250 D1 10-36T 12s
Chain	SRAM Rival 12s
Rotors	SRAM Paceline 160mm/140mm Centerlock
Shiftlevers	SRAM Rival ETAP AXS
Headset	Acros integrated
Handlebar	Lapierre alloy, Width: 380mm (XS), 400mm (S,M), 420mm (L,XL,XXL), Drop: 120mm, Reach: 70mm, Flare: 10°
Grips	Lapierre tape
Stem	Lapierre alloy, semi-integrated routing, -10°, Ø: 31.8mm, 80mm (XS,S), 90mm (M), 100mm (L), 110mm (XL), 120mm (XXL)
Seatpost	Lapierre alloy, Ø: 27.2mm, 0mm Offset, L: 350mm
Saddle	Fizik Aliante R5 150mm
Wheelset	DT Swiss E1800 Spline 30mm (22mm width), Centerlock, Tubeless compatible, XD Driver
Tires	Schwalbe One Perf, RaceGuard, MicroSkin, TLE 32-622
Pedals	VP-335 Clips&Strap
Accessories	Thru axle multitool lever + GPS mount for Garmin & Wahoo adapter

LAPIERRE

Pulsium 6.0

SEPTEMBRE BEIGE

Ref. LPPTA



Non-binding illustrations.

Frame	Carbon UD SL
Fork	Carbon UD SL
Front derailleur	Shimano 105 Di2 R7150 Brazed-On
Rear derailleur	Shimano 105 Di2 R7150, 12s
Crankset	Shimano 105 R7100, 50-34T 165mm (XS), 170mm (S), 172.5mm (M,L), 175mm (XL,XXL)
Bottom bracket	Shimano Press Fit BB71-41B
Sprocket	Shimano 105 R7100 11-34T 12s
Chain	Shimano CN-M7100 12s
Rotors	Shimano SM-RT70 160mm /140mm Centerlock
Shiftlevers	Shimano 105 ST-R7170
Headset	Acros integrated
Handlebar	Lapierre alloy, Width: 380mm (XS), 400mm (S,M), 420mm (L,XL,XXL), Drop: 120mm, Reach: 70mm, Flare: 10°
Grips	Lapierre tape
Stem	Lapierre alloy, semi-integrated routing, -10°, Ø: 31.8mm, 80mm (XS,S), 90mm (M), 100mm (L), 110mm (XL), 120mm (XXL)
Seatpost	Lapierre alloy, Ø: 27.2mm, 0mm Offset, L: 350mm
Saddle	Fizik Aliante R5 150mm
Wheelset	DT Swiss E1800 Spline 30mm (22mm width), Centerlock, Tubeless compatible, HG Driver
Tires	Schwalbe One Perf, RaceGuard, MicroSkin, TLE 32-622
Pedals	VP-335 Clips&Strap
Accessories	Thru axle multitool lever + GPS mount for Garmin & Wahoo adapter

Pulsium 6.0

SENSATION RED

Ref. LPPTB



Non-binding illustrations.

Frame	Carbon UD SL
Fork	Carbon UD SL
Front derailleur	Shimano 105 Di2 R7150 Brazed-On
Rear derailleur	Shimano 105 Di2 R7150, 12s
Crankset	Shimano 105 R7100, 50-34T 165mm (XS), 170mm (S), 172.5mm (M,L), 175mm (XL,XXL)
Bottom bracket	Shimano Press Fit BB71-41B
Sprocket	Shimano 105 R7100 11-34T 12s
Chain	Shimano CN-M7100 12s
Rotors	Shimano SM-RT70 160mm /140mm Centerlock
Shiftlevers	Shimano 105 ST-R7170
Headset	Acros integrated
Handlebar	Lapierre alloy, Width: 380mm (XS), 400mm (S,M), 420mm (L,XL,XXL), Drop: 120mm, Reach: 70mm, Flare: 10°
Grips	Lapierre tape
Stem	Lapierre alloy, semi-integrated routing, -10°, Ø: 31.8mm, 80mm (XS,S), 90mm (M), 100mm (L), 110mm (XL), 120mm (XXL)
Seatpost	Lapierre alloy, Ø: 27.2mm, 0mm Offset, L: 350mm
Saddle	Fizik Aliante R5 150mm
Wheelset	DT Swiss E1800 Spline 30mm (22mm width), Centerlock, Tubeless compatible, HG Driver
Tires	Schwalbe One Perf, RaceGuard, MicroSkin, TLE 32-622
Pedals	VP-335 Clips&Strap
Accessories	Thru axle multitool lever + GPS mount for Garmin & Wahoo adapter

LAPIERRE

Pulsium 7.0

UNDERGROWTH GREEN

Ref. LPQTA



Non-binding illustrations.

Frame	Carbon UD SL
Fork	Carbon UD SL
Front derailleur	Shimano Ultegra Di2 R8150 Brazed-On
Rear derailleur	Shimano Ultegra Di2 R8150, 12s
Crankset	Shimano Ultegra R8100, 50-34T 165mm (XS), 170mm (S), 172,5mm (M,L), 175mm (XL)
Bottom bracket	Shimano Press Fit BB71-41B
Sprocket	Shimano Ultegra R8101 11-34T 12s
Chain	Shimano CN-M7100 12s
Rotors	Shimano RT-CL800 160mm /140mm Centerlock
Shiftlevers	Shimano Ultegra ST-R8170
Headset	Acros integrated
Handlebar	Lapierre alloy, Width: 380mm (XS), 400mm (S,M), 420mm (L,XL,XXL), Drop: 120mm, Reach: 70mm, Flare: 10°
Grips	Lapierre tape
Stem	Lapierre alloy, semi-integrated routing, -10°, Ø: 31.8mm, 80mm (XS,S), 90mm (M), 100mm (L), 110mm (XL), 120mm (XXL)
Seatpost	Lapierre alloy, Ø: 27.2mm, 0mm Offset, L: 350mm
Saddle	Fizik Aliante R5 150mm
Wheelset	DT Swiss E1600 Spline 30mm (22mm width), Centerlock, Tubeless compatible, HG Driver
Tires	Schwalbe One Perf, RaceGuard, MicroSkin, TLE 32-622
Pedals	VP-335 Clips&Strap
Accessories	Thru axle multitool lever + GPS mount for Garmin & Wahoo adapter

Pulsium 7.0

CLOUD BLUE

Ref. LPQTB



Non-binding illustrations.

Frame	Carbon UD SL
Fork	Carbon UD SL
Front derailleur	Shimano Ultegra Di2 R8150 Brazed-On
Rear derailleur	Shimano Ultegra Di2 R8150, 12s
Crankset	Shimano Ultegra R8100, 50-34T 165mm (XS), 170mm (S), 172,5mm (M,L), 175mm (XL)
Bottom bracket	Shimano Press Fit BB71-41B
Sprocket	Shimano Ultegra R8101 11-34T 12s
Chain	Shimano CN-M7100 12s
Rotors	Shimano RT-CL800 160mm /140mm Centerlock
Shiftlevers	Shimano Ultegra ST-R8170
Headset	Acros integrated
Handlebar	Lapierre alloy, Width: 380mm (XS), 400mm (S,M), 420mm (L,XL,XXL), Drop: 120mm, Reach: 70mm, Flare: 10°
Grips	Lapierre tape
Stem	Lapierre alloy, semi-integrated routing, -10°, Ø: 31.8mm, 80mm (XS,S), 90mm (M), 100mm (L), 110mm (XL), 120mm (XXL)
Seatpost	Lapierre alloy, Ø: 27.2mm, 0mm Offset, L: 350mm
Saddle	Fizik Aliante R5 150mm
Wheelset	DT Swiss E1600 Spline 30mm (22mm width), Centerlock, Tubeless compatible, HG Driver
Tires	Schwalbe One Perf, RaceGuard, MicroSkin, TLE 32-622
Pedals	VP-335 Clips&Strap
Accessories	Thru axle multitool lever + GPS mount for Garmin & Wahoo adapter

LAPIERRE

Pulsium 8.0

CUMULONIMBUS GREY

Ref. LPRTA



Non-binding illustrations.

Frame	Carbon UD SL
Fork	Carbon UD SL
Front derailleur	Shimano Ultegra Di2 R8150 Brazed-On
Rear derailleur	Shimano Ultegra Di2 R8150, 12s
Crankset	Shimano Ultegra R8100, 50-34T 165mm (XS),170mm (S), 172,5mm (M,L), 175mm (XL)
Bottom bracket	Shimano Press Fit BB71-41B
Sprocket	Shimano Ultegra R8101 11-34T 12s
Chain	Shimano CN-M7100 12s
Rotors	Shimano RT-CL900 160mm /140mm Centerlock
Shiftlevers	Shimano Ultegra ST-R8170
Headset	Acros integrated
Handlebar	Lapierre Carbon Aero, Width: 380mm (XS,S), 400mm (M), 420mm (L,XL,XXL), Drop: 130mm, Reach: 70mm, Flare: 5°
Grips	Lapierre tape
Stem	Lapierre alloy, semi-integrated routing, -10°, Ø: 31.8mm, 80mm (XS,S), 90mm (M), 100mm (L), 110mm (XL), 120mm (XXL)
Seatpost	Lapierre Carbon, Ø: 27.2mm, 0mm Offset, L: 350mm
Saddle	Fizik Aliante R3 KIUM Rails
Wheelset	DT Swiss ERC1600 Spline 45mm (22mm width), Centerlock, Tubeless compatible, HG Driver
Tires	Continental GP5000S TR Tubeless ready 32-622
Pedals	VP-335 Clips&Strap
Accessories	Thru axle multitool lever + GPS mount for Garmin & Wahoo adapter

Model Shown
Pulsium 8.0



Techzone

PULSIUM



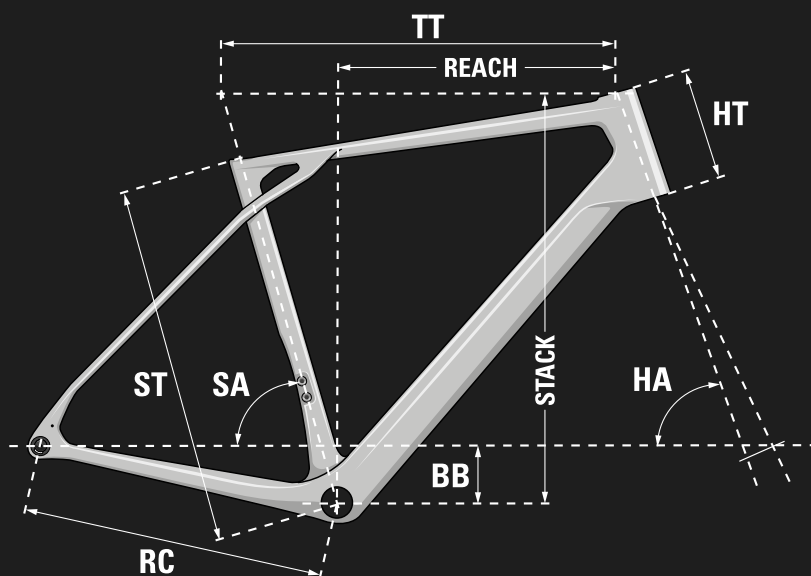
Find more details
on the Accell service portal
in Accentry.

service.accentry.com

Geometry

PULSIUM

Tire width max:
38mm



Size	XS	S	M	L	XL	XXL
ST (mm)	440	460	490	520	550	580
TT (mm)	521	529	545	561	577	595
HA (°)	71	71	71,5	72	72	72,5
SA (°)	74,5	74,5	74	73,5	73	72,5
RC DSC	415	415	415	415	415	415
HT (mm)	120	135	155	175	195	215
BB (mm)	72	72	72	69	69	67
Frk Length	378	378	378	378	378	378
Frk Offset	50	50	50	50	50	50
Stack	527	541	562	579	599	618
Reach	375	379	384	389	394	400
WB DSC	993	1002	1009	1017	1028	1036
User	153-160	158-165	164-175	174-185	184-195	>195
Ref.	LP_T_440	LP_T_460	LP_T_490	LP_T_520	LP_T_550	LP_T_580

Xelius DRS

RANGE

EN Designed for high speed & engineered to defy the laws of physics.

DE Entworfen für hohe Geschwindigkeiten und entwickelt, um den Gesetzen der Physik zu trotzen.



EN The Xelius DRS, more than just a competition bike:

- The bike of the FDJ-Suez Women's World Tour Team
- Patented 3D Tubular technology
- Advanced aerodynamics meticulously studied in wind tunnels

DE Das Xelius DRS, mehr als nur ein Rad für Rennsport:

- Das Rad des FDJ-Suez Women's World Tour Teams
- Patentierte 3D Tubular Technologie
- Fortschrittliche Aerodynamik, die in Windkanälen akribisch untersucht wurde



Xelius DRS 5.0

Crepuscule Blue
LXATA



Xelius DRS 6.0 AXS

Gravity Grey
LXBTC



Xelius DRS 6.0

Septembre Beige
LXBTA



Xelius DRS 6.0

Sensation Red
LXBTB



Xelius DRS 7.0

Undergrowth Green
LXCTA



Xelius DRS 7.0

Cumulonimbus Grey
LXCTB



Xelius DRS 8.0

Paris Stone Beige
LXDTA



Xelius DRS 8.0

Black
LXDTB



NEW

Xelius DRS 8.0 AXS

Chrome
LXDTC



NEW

Xelius DRS 9.0

Cold Rain Grey
LXETA



NEW

Xelius DRS 10.0

Translucent Hex Blue
LXFTA



NEW

Xelius DRS SE

Thunder Grey
LXGTA



NEW

Xelius DRS Frameset

Cold Rain Grey
LXKTA



NEW

Xelius DRS Frameset

RAW Carbon
LXKTB



NEW

Xelius DRS SO Frameset

Rainbow Chrome
LXKTC

Xelius DRS 5.0

CREPUSCULE BLUE

Ref. LXATA



Non-binding illustrations.

Frame	Carbon UD SLI
Fork	Carbon UD SLI
Front derailleur	Shimano 105 R7100 Brazed-On
Rear derailleur	Shimano 105 R7100, 12s
Crankset	Shimano 105 R7100, 50-34T 165mm (XS), 170mm (S), 172.5mm (M,L), 175mm (XL,XXL)
Bottom bracket	Shimano Press Fit BB71-41B
Sprocket	Shimano 105 R7100 11-34T 12s
Chain	Shimano CN-M7100 12s
Rotors	Shimano SM-RT70 160mm /140mm Centerlock
Shiftlevers	Shimano 105 ST-R7120
Headset	Acros integrated
Handlebar	Lapierre Carbon Aero, Width: 380mm (XS,S), 400mm (M), 420mm (L,XL,XXL), Drop: 130mm, Reach: 70mm, Flare: 5°
Grips	Lapierre tape
Stem	Lapierre alloy, semi-integrated routing, -10°, Ø: 31.8mm, 80mm (XS), 90mm (S), 100mm (M), 110mm (L), 120mm (XL,XXL)
Seatpost	Lapierre Carbon, Xelius DRS, 0mm Offset, L: 350mm (XS,S,M) 400mm (L,XL,XXL)
Saddle	Selle Italia Model X Superflow 145mm
Wheelset	Lapierre Road Alloy Disc (21mm width), Centerlock, Tubeless compatible, HG Driver
Tires	Continental Ultra Sport III 25-622
Pedals	VP-335 Clips&Strap
Accessories	Thru axle multitool lever + GPS mount for Garmin & Wahoo adapter

Xelius DRS 6.0 AXS

GRAVITY GREY

Ref. LXBTC



Non-binding illustrations.

Frame	Carbon UD SLI
Fork	Carbon UD SLI
Front derailleur	SRAM Rival ETAP AXS Brazed-On
Rear derailleur	SRAM Rival ETAP AXS, 12s
Crankset	SRAM Rival D1 Dub 48-35T 165mm (XS), 170mm (S), 172,5mm (M,L), 175mm (XL,XXL)
Bottom bracket	SRAM DUB Press Fit 86.5 Road
Sprocket	SRAM XG 1250 D1 10-36T 12s
Chain	SRAM Rival 12s
Rotors	SRAM Paceline 160mm/140mm Centerlock
Shiftlevers	SRAM Rival ETAP AXS
Headset	Acros integrated
Handlebar	Lapierre Carbon Aero, Width: 380mm (XS,S), 400mm (M), 420mm (L,XL,XXL), Drop: 130mm, Reach: 70mm, Flare: 5°
Grips	Lapierre tape
Stem	Lapierre alloy, semi-integrated routing, -10°, Ø: 31.8mm, 80mm (XS), 90mm (S), 100mm (M), 110mm (L), 120mm (XL,XXL)
Seatpost	Lapierre Carbon, Xelius DRS, 0mm Offset, L: 350mm (XS,S,M) 400mm (L,XL,XXL)
Saddle	Prologo Dimension STN rails
Wheelset	DT Swiss E1800 Spline 30mm (22mm width), Centerlock, Tubeless compatible, XD Driver
Tires	Schwalbe One Perf, RaceGuard, MicroSkin, TLE 25-622
Pedals	VP-335 Clips&Strap
Accessories	Thru axle multitool lever + GPS mount for Garmin & Wahoo adapter

LAPIERRE

Xelius DRS 6.

SEPTEMBRE BEIGE

Ref. LXBTA



Non-binding illustrations.

Frame	Carbon UD SLI
Fork	Carbon UD SLI
Front derailleur	Shimano 105 Di2 R7150 Brazed-On
Rear derailleur	Shimano 105 Di2 R7150, 12s
Crankset	Shimano 105 R7100, 50-34T 165mm (XS), 170mm (S), 172.5mm (M,L), 175mm (XL,XXL)
Bottom bracket	Shimano Press Fit BB71-41B
Sprocket	Shimano 105 R7100 11-34T 12s
Chain	Shimano CN-M7100 12s
Rotors	Shimano SM-RT70 160mm /140mm Centerlock
Shiftlevers	Shimano 105 ST-R7170
Headset	Acros integrated
Handlebar	Lapierre Carbon Aero, Width: 380mm (XS,S), 400mm (M), 420mm (L,XL,XXL), Drop: 130mm, Reach: 70mm, Flare: 5°
Grips	Lapierre tape
Stem	Lapierre alloy, semi-integrated routing, -10°, Ø: 31.8mm, 80mm (XS), 90mm (S), 100mm (M), 110mm (L), 120mm (XL,XXL)
Seatpost	Lapierre Carbon, Xelius DRS, 0mm Offset, L: 350mm (XS,S,M) 400mm (L,XL,XXL)
Saddle	Prologo Dimension STN rails
Wheelset	DT Swiss E1800 Spline 30mm (22mm width), Centerlock, Tubeless compatible, HG Driver
Tires	Schwalbe One Perf, RaceGuard, MicroSkin, TLE 25-622
Pedals	VP-335 Clips&Strap
Accessories	Thru axle multitool lever + GPS mount for Garmin & Wahoo adapter

Xelius DRS 6.0

SENSATION RED

Ref. LXBTB



Non-binding illustrations.

Frame	Carbon UD SLI
Fork	Carbon UD SLI
Front derailleur	Shimano 105 Di2 R7150 Brazed-On
Rear derailleur	Shimano 105 Di2 R7150, 12s
Crankset	Shimano 105 R7100, 50-34T 165mm (XS), 170mm (S), 172.5mm (M,L), 175mm (XL,XXL)
Bottom bracket	Shimano Press Fit BB71-41B
Sprocket	Shimano 105 R7100 11-34T 12s
Chain	Shimano CN-M7100 12s
Rotors	Shimano SM-RT70 160mm /140mm Centerlock
Shiftlevers	Shimano 105 ST-R7170
Headset	Acros integrated
Handlebar	Lapierre Carbon Aero, Width: 380mm (XS,S), 400mm (M), 420mm (L,XL,XXL), Drop: 130mm, Reach: 70mm, Flare: 5°
Grips	Lapierre tape
Stem	Lapierre alloy, semi-integrated routing, -10°, Ø: 31.8mm, 80mm (XS), 90mm (S), 100mm (M), 110mm (L), 120mm (XL,XXL)
Seatpost	Lapierre Carbon, Xelius DRS, 0mm Offset, L: 350mm (XS,S,M) 400mm (L,XL,XXL)
Saddle	Prologo Dimension STN rails
Wheelset	DT Swiss E1800 Spline 30mm (22mm width), Centerlock, Tubeless compatible, HG Driver
Tires	Schwalbe One Perf, RaceGuard, MicroSkin, TLE 25-622
Pedals	VP-335 Clips&Strap
Accessories	Thru axle multitool lever + GPS mount for Garmin & Wahoo adapter

LAPIERRE

Xelius DRS 7.0

UNDERGROWTH GREEN

Ref. LXCTA



Non-binding illustrations.

Frame	Carbon UD SLI
Fork	Carbon UD SLI
Front derailleur	Shimano Ultegra Di2 R8150 Brazed-On
Rear derailleur	Shimano Ultegra Di2 R8150, 12s
Crankset	Shimano Ultegra R8100, 52-36T 165mm (XS), 170mm (S), 172,5mm (M,L), 175mm (XL,XXL)
Bottom bracket	Shimano Press Fit BB72-41B
Sprocket	Shimano Ultegra R8101 11-34T 12s
Chain	Shimano CN-M7100 12s
Rotors	Shimano RT-CL800 160mm /140mm Centerlock
Shiftlevers	Shimano Ultegra ST-R8170
Headset	Acros integrated
Handlebar	Lapierre Carbon Aero, Width: 380mm (XS,S), 400mm (M), 420mm (L,XL,XXL), Drop: 130mm, Reach: 70mm, Flare: 5°
Grips	Lapierre tape
Stem	Lapierre alloy, semi-integrated routing, -10°, Ø: 31.8mm, 80mm (XS), 90mm (S), 100mm (M), 110mm (L), 120mm (XL,XXL)
Seatpost	Lapierre Carbon, Xelius DRS, 0mm Offset, L: 350mm (XS,S,M) 400mm (L,XL,XXL)
Saddle	Prologo Dimension T4.0 rails
Wheelset	DT Swiss E1600 Spline 30mm (22mm width), Centerlock, Tubeless compatible, HG Driver
Tires	Schwalbe One Perf, RaceGuard, MicroSkin, TLE 25-622
Pedals	VP-335 Clips&Strap
Accessories	Thru axle multitool lever + GPS mount for Garmin & Wahoo adapter

Xelius DRS 7.0

CUMULONIMBUS GREY

Ref. LXCTB



Non-binding illustrations.

Frame	Carbon UD SLI
Fork	Carbon UD SLI
Front derailleur	Shimano Ultegra Di2 R8150 Brazed-On
Rear derailleur	Shimano Ultegra Di2 R8150, 12s
Crankset	Shimano Ultegra R8100, 52-36T 165mm (XS), 170mm (S), 172,5mm (M,L), 175mm (XL,XXL)
Bottom bracket	Shimano Press Fit BB72-41B
Sprocket	Shimano Ultegra R8101 11-34T 12s
Chain	Shimano CN-M7100 12s
Rotors	Shimano RT-CL800 160mm /140mm Centerlock
Shiftlevers	Shimano Ultegra ST-R8170
Headset	Acros integrated
Handlebar	Lapierre Carbon Aero, Width: 380mm (XS,S), 400mm (M), 420mm (L,XL,XXL), Drop: 130mm, Reach: 70mm, Flare: 5°
Grips	Lapierre tape
Stem	Lapierre alloy, semi-integrated routing, -10°, Ø: 31.8mm, 80mm (XS), 90mm (S), 100mm (M), 110mm (L), 120mm (XL,XXL)
Seatpost	Lapierre Carbon, Xelius DRS, 0mm Offset, L: 350mm (XS,S,M) 400mm (L,XL,XXL)
Saddle	Prologo Dimension T4.0 rails
Wheelset	DT Swiss E1600 Spline 30mm (22mm width), Centerlock, Tubeless compatible, HG Driver
Tires	Schwalbe One Perf, RaceGuard, MicroSkin, TLE 25-622
Pedals	VP-335 Clips&Strap
Accessories	Thru axle multitool lever + GPS mount for Garmin & Wahoo

LAPIERRE

Xelius DRS 8.0

PARIS STONE BEIGE

Ref. LXDTA



Non-binding illustrations.

Frame	Carbon UD SLI
Fork	Carbon UD SLI
Front derailleur	Shimano Ultegra Di2 R8150 Brazed-On
Rear derailleur	Shimano Ultegra Di2 R8150, 12s
Crankset	Shimano Ultegra R8100, 52-36T 165mm (XS), 170mm (S), 172,5mm (M,L), 175mm (XL,XXL)
Bottom bracket	Shimano Press Fit BB72-41B
Sprocket	Shimano Ultegra R8101 11-34T 12s
Chain	Shimano CN-M7100 12s
Rotors	Shimano RT-CL900 160mm /140mm Centerlock
Shiftlevers	Shimano Ultegra ST-R8170
Headset	Acros integrated
Handlebar	Lapierre Semi-integrated Combo UD carbon, -10°, 370mm/90mm (XS,S), 390mm/100mm (M), 410mm/110mm (L), 410mm/120mm (XL,XXL), Drop: 125mm, Reach: 72mm, Flare: 5°
Grips	Lapierre tape
Seatpost	Lapierre Carbon, Xelius DRS, 0mm Offset, L: 350mm (XS,S,M) 400mm (L,XL,XXL)
Saddle	Prologo Dimension T4.0 rails
Wheelset	DT Swiss ERC1600 Spline 45mm (22mm width), Centerlock, Tubeless compatible, HG Driver
Tires	Continental GP 5000S TR 25-622
Pedals	VP-335 Clips&Strap
Accessories	Thru axle multitool lever + combo specific GPS Mount for Garmin & Wahoo

Xelius DRS 8.0

BLACK

Ref. LXDTB



Non-binding illustrations.

Frame	Carbon UD SLI
Fork	Carbon UD SLI
Front derailleur	Shimano Ultegra Di2 R8150 Brazed-On
Rear derailleur	Shimano Ultegra Di2 R8150, 12s
Crankset	Shimano Ultegra R8100, 52-36T 165mm (XS), 170mm (S), 172,5mm (M,L), 175mm (XL,XXL)
Bottom bracket	Shimano Press Fit BB72-41B
Sprocket	Shimano Ultegra R8101 11-34T 12s
Chain	Shimano CN-M7100 12s
Rotors	Shimano RT-CL900 160mm /140mm Centerlock
Shiftlevers	Shimano Ultegra ST-R8170
Headset	Acros integrated
Handlebar	Lapierre Semi-integrated Combo UD carbon, -10°, 370mm/90mm (XS,S), 390mm/100mm (M), 410mm/110mm (L), 410mm/120mm (XL,XXL), Drop: 125mm, Reach: 72mm, Flare: 5°
Grips	Lapierre tape
Seatpost	Lapierre Carbon, Xelius DRS, 0mm Offset, L: 350mm (XS,S,M) 400mm (L,XL,XXL)
Saddle	Prologo Dimension T4.0 rails
Wheelset	DT Swiss ERC1600 Spline 45mm (22mm width), Centerlock, Tubeless compatible, HG Driver
Tires	Continental GP 5000S TR 25-622
Pedals	VP-335 Clips&Strap
Accessories	Thru axle multitool lever + combo specific GPS Mount for Garmin & Wahoo

LAPIERRE

Xelius DRS 8.0 AXS

Ref. LXDTC

CHROME



Non-binding illustrations.

Frame	Carbon UD SLI
Fork	Carbon UD SLI
Front derailleur	SRAM Force ETAP AXS Brazed-On
Rear derailleur	SRAM Force ETAP AXS, 12s
Crankset	SRAM Force AXS D2 Dub 48-35T 165mm (XS),170mm (S), 172,5mm (M,L), 175mm (XL,XXL) with POWERMETER
Bottom bracket	SRAM DUB Press Fit 86.5 Road
Sprocket	SRAM XG 1270 10-33T 12s
Chain	SRAM Force 12s
Rotors	SRAM Paceline 160mm/140mm Centerlock
Shiftlevers	SRAM Force ETAP AXS
Headset	Acros integrated
Handlebar	Lapierre Semi-integrated Combo UD carbon, -10°, 370mm/90mm (XS,S), 390mm/100mm (M), 410mm/110mm (L), 410mm/120mm (XL,XXL), Drop: 125mm, Reach: 72mm, Flare: 5°
Grips	Lapierre tape
Seatpost	Lapierre Carbon, Xelius DRS, 0mm Offset, L: 350mm (XS,S,M) 400mm (L,XL,XXL)
Saddle	Prologo Dimension T4.0 rails
Wheelset	DT Swiss ERC1600 Spline 45mm (22mm width), Centerlock, Tubeless compatible, XD Driver
Tires	Continental GP 5000S TR 25-622
Pedals	VP-335 Clips&Strap
Accessories	Thru axle multitool lever + combo specific GPS Mount for Garmin & Wahoo

Xelius DRS 9.0

COLD RAIN GREY

Ref. LXETA



Non-binding illustrations.

Frame	Carbon UD SLI
Fork	Carbon UD SLI
Front derailleur	Shimano Dura-Ace Di2 R9250 Brazed-On
Rear derailleur	Shimano Dura-Ace Di2 R9250 12s
Crankset	Shimano Dura-Ace R9200, 52-36T 165mm (XS), 170mm (S), 172,5mm (M,L), 175mm (XL,XXL)
Bottom bracket	Shimano Press Fit BB72-41B
Sprocket	Shimano Dura-Ace R9200 11-34T 12s
Chain	Shimano CN-M9100 12s
Rotors	Shimano RT-CL900 160mm /140mm Centerlock
Shiftlevers	Shimano Dura-Ace ST-R9270
Headset	Acros integrated
Handlebar	Lapierre Semi-integrated Combo UD carbon, -10°, 370mm/90mm (XS,S), 390mm/100mm (M), 410mm/110mm (L), 410mm/120mm (XL,XXL), Drop: 125mm, Reach: 72mm, Flare: 5°
Grips	Lapierre tape
Seatpost	Lapierre Carbon, Xelius DRS, 0mm Offset, L: 350mm (XS,S,M) 400mm (L,XL,XXL)
Saddle	Prologo Dimension T4.0 rails
Wheelset	DT Swiss ERC1400 Spline Front: 35mm / Rear: 45mm (22mm width), Centerlock, Tubeless compatible, HD Driver
Tires	Continental GP 5000S TR 25-622
Pedals	VP-335 Clips&Strap
Accessories	Thru axle multitool lever + combo specific GPS Mount for Garmin & Wahoo

LAPIERRE

Xelius DRS 10.0

TRANSLUCENT HEX BLUE

Ref. LXFTA



Non-binding illustrations.

Frame	Carbon UD SLI TEAM
Fork	Carbon UD SLI TEAM
Front derailleur	Shimano Dura-Ace Di2 R9250 Brazed-On
Rear derailleur	Shimano Dura-Ace Di2 R9250 12s
Crankset	Shimano Dura-Ace R9200, 52-36T 165mm (XS), 170mm (S), 172,5mm (M,L), 175mm (XL,XXL)
Bottom bracket	Shimano Press Fit BB72-41B
Sprocket	Shimano Dura-Ace R9200 11-34T 12s
Chain	Shimano CN-M9100 12s
Rotors	Shimano RT-CL900 160mm /140mm Centerlock
Shiftlevers	Shimano Dura-Ace ST-R9270
Headset	Acros integrated
Handlebar	Lapierre Semi-integrated Combo UD carbon, -10°, 370mm/90mm (XS,S), 390mm/100mm (M), 410mm/110mm (L), 410mm/120mm (XL,XXL), Drop: 125mm, Reach: 72mm, Flare: 5°
Grips	Lapierre tape
Seatpost	Lapierre Carbon, Xelius DRS, 0mm Offset, L: 350mm (XS,S,M) 400mm (L,XL,XXL)
Saddle	Prologo Dimension Nack rails
Wheelset	DT Swiss ERC1100 Spline Front: 35mm / Rear: 45mm (22mm width), Centerlock, Tubeless compatible, HD Driver
Tires	Continental GP 5000S TR 25-622
Pedals	VP-335 Clips&Strap
Accessories	Thru axle multitool lever + combo specific GPS Mount for Garmin & Wahoo

Model Shown
Xelius DRS 10.0



LAPIERRE

Xelius DRS SE

THUNDER GREY

Ref. LXGTA



Non-binding illustrations.

Frame	Carbon UD SLI TEAM
Fork	Carbon UD SLI TEAM
Front derailleur	SRAM RED AXS Brazed-On
Rear derailleur	SRAM RED AXS, 12s
Crankset	SRAM RED AXS E1 Dub 48-35T 165mm (XS),170mm (S), 172,5mm (M,L), 175mm (XL,XXL) with POWERMETER
Bottom bracket	SRAM DUB Press Fit 86.5 Road
Sprocket	SRAM XG 1290 10-33T 12s
Chain	SRAM RED 12s
Rotors	SRAM Paceline X 160mm/140mm Centerlock
Shiftlevers	SRAM RED AXS
Headset	Acros integrated
Handlebar	Lapierre Semi-integrated Combo UD carbon, -10°, 370mm/90mm (XS,S), 390mm/100mm (M), 410mm/110mm (L), 410mm/120mm (XL,XXL), Drop: 125mm, Reach: 72mm, Flare: 5°
Grips	Lapierre tape
Seatpost	Lapierre Carbon, Xelius DRS, 0mm Offset, L: 350mm (XS,S,M) 400mm (L,XL,XXL)
Saddle	Prologo Dimension Nack rails
Wheelset	DT Swiss ERC1100 Spline Front: 35mm / Rear: 45mm (22mm width), Centerlock, Tubeless compatible, XD Driver
Tires	Continental GP 5000S TR 25-622
Pedals	VP-335 Clips&Strap
Accessories	Thru axle multitool lever + combo specific GPS Mount for Garmin & Wahoo

Xelius DRS SO Frameset

RAINBOW CHROME

Ref. L XKTC



Non-binding illustrations.

Frame	Carbon UD SLI TEAM
Fork	Carbon UD SLI TEAM
Headset	Acros integrated
Handlebar	Lapierre Semi-integrated Combo UD carbon, -10°, 370mm/90mm (XS,S), 390mm/100mm (M), 410mm/110mm (L), 410mm/120mm (XL,XXL), Drop: 125mm, Reach: 72mm, Flare: 5°
Seatpost	Lapierre Carbon, Xelius DRS, 0mm Offset, L: 350mm (XS,S,M) 400mm (L,XL,XXL)
Accessories	Thru axle multitool lever + combo specific GPS Mount for Garmin & Wahoo

Xelius DRS Frameset

COLD RAIN GREY

Ref. L XKTA



Frame	Carbon UD SLI TEAM
Fork	Carbon UD SLI TEAM
Headset	Acros integrated
Handlebar	Lapierre Semi-integrated Combo UD carbon, -10°, 370mm/90mm (XS,S), 390mm/100mm (M), 410mm/110mm (L), 410mm/120mm (XL,XXL), Drop: 125mm, Reach: 72mm, Flare: 5°
Seatpost	Lapierre Carbon, Xelius DRS, 0mm Offset, L: 350mm (XS,S,M) 400mm (L,XL,XXL)
Accessories	Thru axle multitool lever + combo specific GPS Mount for Garmin & Wahoo

Xelius DRS Frameset

RAW CARBON

Ref. LXKTB



Non-binding illustrations.

Frame	Carbon UD SLI TEAM
Fork	Carbon UD SLI TEAM
Headset	Acros integrated
Handlebar	Lapierre Semi-integrated Combo UD carbon, -10°, 370mm/90mm (XS,S), 390mm/100mm (M), 410mm/110mm (L), 410mm/120mm (XL,XXL), Drop: 125mm, Reach: 72mm, Flare: 5°
Seatpost	Lapierre Carbon, Xelius DRS, 0mm Offset, L: 350mm (XS,S,M) 400mm (L,XL,XXL)
Accessories	Thru axle multitool lever + combo specific GPS Mount for Garmin & Wahoo

Techzone

XELIUS DRS



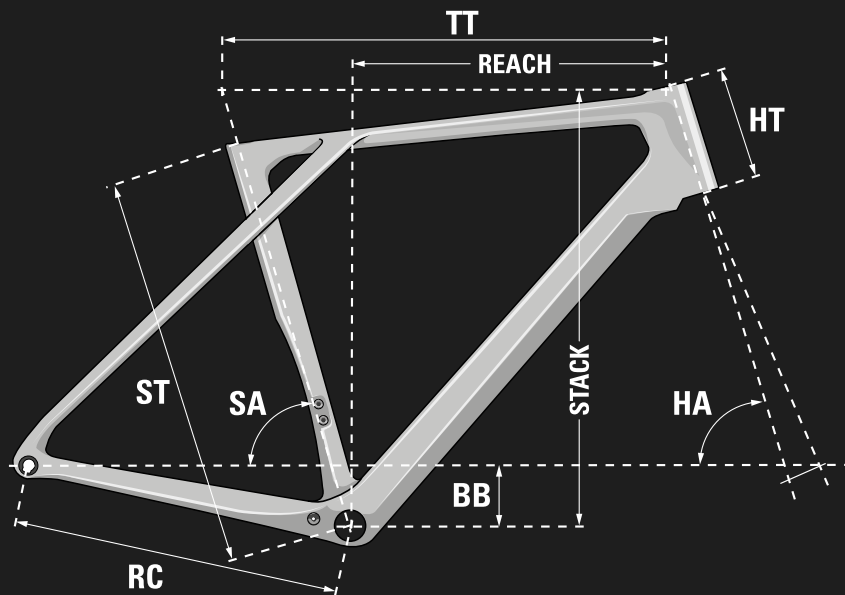
Find more details
on the Accell service portal
in Accentry.

service.accentry.com

Geometry

XELIUS DRS

Tire width max:
32mm



Size	XS	S	M	L	XL	XXL
ST (mm)	440	458	489	518	547	577
TT (mm)	520	531	547	568	587	605
HA (°)	72	72	73	73	74	74
SA (°)	74	74	74	74	74	74
RC (mm)	405	405	405	405	405	405
HT (mm)	105	120	140	160	180	200
BB (mm)	-67	-67	-67	-67	-67	-67
Frk Length (mm)	368	368	368	368	368	368
Frk Offset (mm)	50	50	50	50	50	50
Stack (mm)	501	516	538	557	580	599
Reach (mm)	376	383	393	403	415	428
WB (mm)	969	981	989	1005	1014	1032
User	155-162	160-172	170-182	180-192	190-200	>195
Ref.	LX_T_440	LX_T_460	LX_T_490	LX_T_520	LX_T_550	LX_T_580

Aerostorm DRS

RANGE

EN Once in the saddle, installed as if in a cockpit, with a low centre of gravity and an aggressive position, you can set out to beat your times.

DE Einmal im Sattel, fühlst du dich wie in das Cockpit installiert. Mit einem niedrigen Schwerpunkt und einer aggressiven Sitzposition, kannst du dich darauf konzentrieren, neue Zeiten einzufahren.



EN The Aerostorm, much more than a time trial bike:

- FDJ-Suez's Team time trial bike
- Advanced engineering work in wind tunnel
- High-end components

DE Das Aerostorm, viel mehr als nur ein Zeitfahrrad:

- Das Team-Zeitfahrrad von FDJ-Suez
- Modernste Ingenieurskunst im Windkanal
- Hochwertige Komponenten



Aerostorm DRS

Midnight Plum Purple
LFATA



Aerostorm DRS Frameset

RAW Carbon
LFKTA

Aerostorm DRS

MIDNIGHT PLUM PURPLE

Ref. LFATA



Non-binding illustrations.

Frame	Carbon UD SL
Fork	Carbon UD SL
Front derailleur	Shimano Dura-Ace Di2 R9250 Brazed-On
Rear derailleur	Shimano Ultegra Di2 R8150, 12s
Crankset	Shimano Dura-Ace R9200, 54-40T 170mm (S), 172.5mm (M,L), 175mm (XL)
Bottom bracket	Shimano Press Fit BB72-41B
Sprocket	Shimano Ultegra R8100 11-30T 12s
Chain	Shimano CN-M7100 12s
Rotors	Shimano MT900 160mm /140mm Centerlock
Shiftlevers	Shimano Dura-Ace Di2 TT ST-R9180 + Shift Switch SW-R9160 for extensions
Headset	FSA 1"1/8 1"1/4 Orbit C-33 44E
Handlebar	Lapierre integrated TT cockpit UD carbon with carbon extensions, Width: 400mm (axle/axle), 70mm (S), 85mm (M), 100mm (L/XL)
Grips	Lapierre tape
Seatpost	Lapierre Aero TT carbon
Saddle	Prologo Dimension Tri Tirox rails
Wheelset	DT Swiss ARC1400 Dicut Front: 62mm / Rear: 80mm (20mm width), Centerlock, Tubeless compatible, HG Driver
Tires	Continental GP5000S TR Tubeless ready 25-622
Pedals	VP-335 Clips&Strap
Accessories	Thru axle multitool lever

Aerostorm DRS Frameset

RAW CARBON

Ref. LFKTA



Non-binding illustrations.

Frame	Carbon UD SL
Fork	Carbon UD SL
Headset	FSA 1"1/8 1"1/4 Orbit C-33 44E
Handlebar	Lapierre integrated TT cockpit UD carbon with carbon extensions, Width: 400mm (axle/axle), 70mm (S), 85mm (M), 100mm (L/XL)
Grips	Lapierre tape
Seatpost	Lapierre Aero TT carbon
Accessories	Thru axle multitool lever

LAPIERRE

Techzone

AEROSTORM DRS

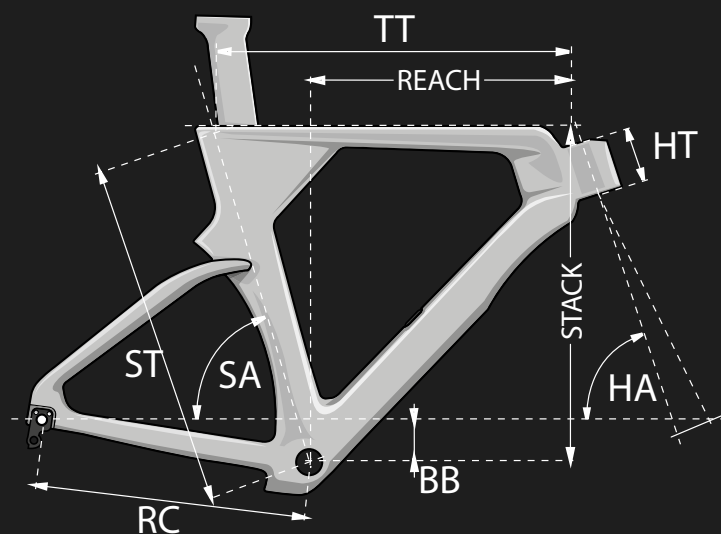


Find more details
on the Accell service portal
in Accentry.

service.accentry.com

Geometry

AEROSTORM DRS



Size	S	M	L	XL
ST (MM)	490	510	550	580
TT (MM)	505	529	552	575
HA (°)	72	72	72	72
SA (°)	75	75	75	75
RC (MM)	405	405	405	405
HT (MM)	72	102	133	165
BB (MM)	-68	-68	-68	-68
REACH	380	395	410	425
STACK	470	500	530	560
User	150-170	168-178	176-186	>184
Ref.	LF_TA490	LF_TA510	LF_TA550	LF_TA580

Lifestyle

MY25 RANGE

	XS	S	M	L	XL	XXL
E-EXPLORER Low	150-165	163-173	170-180	-	-	-
E-EXPLORER High	<150	150-170	168-178	176-186	-	-
E-EXPLORER Low	-	156-174	172-182	180-196	-	-
E-EXPLORER High	-	156-174	172-182	180-196	188-198	>196
E-EXPLORER FS Low	-	156-174	170-185	>182	-	-
E-EXPLORER FS High	-	150-170	168-185	180-190	>185	-



LAPIERRE

Lifestyle

RANGE OVERVIEW

E-Explorer

E-Explorer FS



E-Explorer

RANGE

EN Your companion for your everyday trips:
work, shopping and essential routine.

DE Dein Begleiter für die täglichen Fahrten: Arbeit,
Einkaufen und was sonst noch zum Alltag gehört.



EN The E-Explorer, more than just an urban bike:

- Straight or low step frame
- Reliable Bosch motor
- Equipment and accessories suitable for the city

DE Das E-Explorer, mehr als nur ein Stadtrad:

- Hoch- und Tiefeinstieg Versionen
- Zuverlässiger Bosch-Motor
- Stadtverkehrstaugliche Ausstattung und Zubehör



ON

E-Explorer 4.5 High

Electric Green | LLHRA
Bosch BES3 Active Plus | 500Wh



ON

E-Explorer 4.5 Low

Electric Green | LLHRB
Bosch BES3 Active Plus | 500Wh



MAINT.

E-Explorer 5.5 High

Hexagonal Blue | LLBTA
Bosch BES3 Perf | 500Wh



MAINT.

E-Explorer 5.5 Low

Hexagonal Blue | LLBTB
Bosch BES3 Perf | 500Wh



NEW

E-Explorer 7.6 High

Landing Green | LLDTA
Bosch Gen 5 CX | 600Wh



NEW

E-Explorer 7.6 Low

Landing Green | LLDTB
Bosch Gen 5 CX | 600Wh



NEW

E-Explorer 8.8 High

Paris Stone Beige | LLITA
Bosch Gen 5 CX | 800Wh



NEW

E-Explorer 8.8 Low

Paris Stone Beige | LLITB
Bosch Gen 5 CX | 800Wh



NEW

E-Explorer SE High

Cool Matcha Green | LLOTA
Bosch Gen 5 CX | 800Wh



NEW

E-Explorer SE Low

Cool Matcha Green | LLOTB
Bosch Gen 5 CX | 800Wh

E-Explorer 4.5 High

Ref. LLHRA

ELECTRIC GREEN



Non-binding illustrations.

Frame	Overvolt Explorer Integrated Bosch Smart System Alloy
Fork	SR Suntour XCM 32 DS 15x100 27.5" 80mm travel
Rear derailleur	Shimano CUES 3020 9s Shadow
Crankset	Samox 170mm 38T
System	Bosch Active Line Plus "25kph" / Intube battery 500Wh/LED Remote
Sprocket	Shimano CUES LG300 11-36T 9s
Chain	Shimano CUES LG500 9/10/11s
Brakes	Shimano MT200
Rotors	Shimano 180mm/180mm, Centerlock
Shiftlevers	Shimano CUES U4000 9s
Headset	Feimin 1-1/8"
Handlebar	Alloy 6061 DB, Width: 680mm, Rise: 15mm, Ø: 31.8mm, Backsweep : 25°
Grips	Velo Lock-on
Stem	Alloy, 17°, Ø: 31.8mm, L: 90mm
Seatpost	Alloy, Ø: 31.6mm, L: 350mm
Saddle	Selle Royal Vivo Ergo Sport 145mm
Front hub	DA210, boost 15x110, 32H Centerlock
Rear hub	DA210, 4 sealed bearings, boost 12x148, 32H Centerlock
Rims	Schürmann Yak25 584x25 Disc Rim 32H with Silver Eyelets
Tires	WTB Bee Line 2.2x27.5", 30TPI DNA
Pedals	XLC by VP
Accessories	Bosch Charger 4A + Front light : Spanninga Axendo 30 Lux + Rear Light : AXA JUNO + Fenders : Curana Apollo Aluminium Matt Black + Carrier : Lapierre Aluminium MIK Ready 25Kg + Lapierre Thru axle and bottle opener lever

E-Explorer 4.5 Low

Ref. LLHRB

ELECTRIC GREEN



Non-binding illustrations.

Frame	Overvolt Explorer Low Step Integrated Bosch Smart System Alloy
Fork	SR Suntour NEX-E25 DS QR 700c 63mm travel
Rear derailleur	Shimano CUES 3020 9s Shadow
Crankset	Samox 170mm 38T
System	Bosch Active Line Plus "25kph" / Intube battery 500Wh/LED Remote
Sprocket	Shimano CUES LG300 11-36T 9s
Chain	Shimano CUES LG500 9/10/11s
Brakes	Shimano MT200
Rotors	Shimano 180mm/180mm, Centerlock
Shiftlevers	Shimano CUES U4000 9s
Headset	Canecreek HEADSET ZS44 ViscoSet BL
Handlebar	Alloy 6061 DB, Width: 680mm, Rise: 15mm, Ø: 31.8mm, Backsweep : 25°
Grips	Velo Lock-on
Stem	Alloy, 17°, Ø: 31.8mm, L: 80mm
Seatpost	Alloy, Ø: 31.6mm, L: 250mm (S), 350mm (M)
Saddle	Selle Royal Vivo Ergo Sport Woman 145mm
Front hub	DA210, 9x100, 32H Centerlock QR
Rear hub	DA210, 4 sealed bearings, 10x135, 32H Centerlock QR
Rims	Schürmann Yak25 584x25 Disc Rim 32H with Silver Eyelets
Tires	WTB Intersector 2.4x27.5"
Pedals	XLC by VP
Accessories	Bosch Charger 4A + Front light : Spanninga Axendo 30 Lux + Rear Light : Carrier Integrated Rear light + Fenders : SKS Matt Black + Carrier : Lapierre Aluminium MIK Ready 25Kg + Lapierre Thru axle and bottle opener lever

LAPIERRE

E-Explorer 5.5 High

Ref. LLBTA

HEXAGONAL BLUE



Non-binding illustrations.

Frame	Suprême 5 alloy
Fork	SR Suntour XCM32 15x100 27.5" 80mm travel 44mm offset
Rear derailleur	Shimano CUES 3020 9s
Crankset	Samox 170mm + FSA Steel Chainring 38T
System	Bosch Performance line "25kph" BDU384 / Powertube 500Wh Vertical / Bosch Purion 200
Sprocket	Shimano CUES LG300 11-36T 9s
Chain	Shimano CUES LG500 9/10/11s
Brakes	Shimano MT200 2 Pistons
Rotors	Shimano SM-RT10 180mm Center Lock
Shiftlevers	Shimano CUES U4000 9s
Headset	Feimin Black Finish, 1.1/8"
Handlebar	Lapierre Alloy 6061DB, Width: 680mm, Rise: 15mm, Backsweep : 25°, Ø: 31.8mm
Grips	XLC Ergonomic grips
Stem	Lapierre, 17°, Ø: 31.8mm, Length : 90mm
Seatpost	Lapierre Alloy 6061 Ø: 31.6mm, Longueur : 250mm (S), 350mm (S,M), Offset : 0mm
Saddle	Selle Royal Essenza plus moderate
Front hub	Lapierre DA210, 2 Sealed Bearing , non-boost QR9x100, 32H, Center Lock
Rear hub	Lapierre DA210, 4 sealed bearings, non-boost QR9x135, 32H, Center Lock
Rims	Schürmann Yak25 32H, 584x25C Disc Rim 32H with Silver Eyelets
Tires	WTB BeeLine 2.2 x 27.5" Comp 27tpi
Pedals	XLC by VP
Accessories	Bosch Charger 4A + Front light : AXA NXT 45 + Rear Light : AXA JUNO + Fenders : Curana Apollo Aluminium Matt Black + Carrier : Lapierre Aluminium MIK Ready 25Kg + Lapierre Thru axle and bottle opener lever

E-Explorer 5.5 Low

HEXGAONAL BLUE

Ref. LLBTB



Non-binding illustrations.

Frame	Suprême 5 alloy
Fork	SR Suntour SF15 NEX-E25 QR 9x100m 700c 63mm
Rear derailleur	Shimano CUES 3020 9s
Crankset	Samox 170mm + FSA Steel Chainring 38T
System	Bosch Performance line "25kph" BDU384 / Powertube 500Wh Vertical / Bosch Purion 200
Sprocket	Shimano CUES LG300 11-36T 9s
Chain	Shimano CUES LG500 9/10/11s
Brakes	Shimano MT200 2 Pistons
Rotors	Shimano SM-RT10 180mm Center Lock
Shiftlevers	Shimano CUES U4000 9s
Headset	Canecreek ZS44 ViscoSet, Black Anodized, 1.1/8"-1.5"
Handlebar	Lapierre Alloy 6061DB, Width: 680mm, Rise: 15mm, Backsweep : 25°, Ø: 31.8mm
Grips	XLC Ergonomic grips
Stem	XLC alloy, Ø: 31.8mm, Length : 80mm
Seatpost	Lapierre Alloy 6061 Ø: 31.6mm, Longueur : 250mm (S), 350mm (S,M), Offset : 0mm
Saddle	Selle Royal Essenza plus moderate
Front hub	Lapierre DA210, 2 Sealed Bearing , non-boost QR9x100, 32H, Center Lock
Rear hub	Lapierre DA210, 4 sealed bearings, non-boost QR9x135, 32H, Center Lock
Rims	Schürmann Yak25 32H, 584x25C Disc Rim 32H with Silver Eyelets
Tires	WTB Intersector 2.4 x 27.5" Comp 30tpi DNA
Pedals	XLC by VP
Accessories	Bosch Charger 4A + Front light : AXA NXT 45 + Rear Light : Tubus integrated Rear + Tubus Racktime Carrier + SKS CAB B60 fenders

LAPIERRE

E-Explorer 7.6 High

Ref. LLDTA

LANDING GREEN



Non-binding illustrations.

Frame	Suprême 5 alloy
Fork	SR Suntour SF24 Mobie 34 Air 15x110 27.5" 100mm travel 44mm offset
Rear derailleur	Shimano CUES U6000 10/11s
Crankset	XLC 160mm + Miranda Steel Chainring 38T
System	Bosch Performance line CX "25kph" BDU384 / Powertube 600Wh / Bosch Intuvia 100
Sprocket	Shimano CUES LG300 11-48T 10s
Chain	Shimano CUES LG500 9/10/11s
Brakes	Shimano MT401 2 Pistons
Rotors	Front : Shimano SM-RT30 203mm Centerlock
Shiftlevers	Shimano CUES U6000 10s
Headset	Feimin H856 SBL tapered
Handlebar	Alloy 6061DB, Width: 680mm, Rise: 15mm, Backsweep : 25°, Ø: 31.8mm
Grips	XLC Ergonomic grips
Stem	Lapierre, 17°, Ø: 31.8mm, Length : 90mm
Seatpost	Lapierre Alloy Ø: 34.9mm, Longueur : 350mm (S,M) 400mm (L,XL)
Saddle	Selle Royal Essenza plus moderate
Front hub	Shimano TC500, boost 15x110, 32H Centerlock
Rear hub	Shimano TC500, boost 12x148, 32H Centerlock, HG driver
Rims	Ryde Rival30 32H, 30-584 Disc Rim
Tires	Schwalbe Johnny Watts Perf, DD, RaceGuard 60-584
Pedals	XLC by VP
Accessories	Bosch Charger 4A + Front light : Trelock LS 800 Light Hammer 60 + Rear Light : Easylife integrated Rear + Easylife Aax1AH7-RC Carrier + Curana 70 fenders

E-Explorer 7.6 Low

Ref. LLDTB

LANDING GREEN



Non-binding illustrations.

Frame	Suprême 5 alloy
Fork	SR Suntour SF24 Mobie 34 Air 15x110 27.5" 100mm travel 44mm offset
Rear derailleur	Shimano CUES U6000 10/11s
Crankset	XLC 160mm + Miranda Steel Chainring 38T
System	Bosch Performance line CX "25kph" BDU384 / Powertube 600Wh / Bosch Intuvia 100
Sprocket	Shimano CUES LG300 11-48T 10s
Chain	Shimano CUES LG500 9/10/11s
Brakes	Shimano MT401 2 Pistons
Rotors	Front : Shimano SM-RT30 203mm Centerlock
Shiftlevers	Shimano CUES U6000 10s
Headset	Feimin H856 SBL tapered
Handlebar	Alloy 6061DB, Width: 680mm, Rise: 15mm, Backsweep : 25°, Ø: 31.8mm
Grips	XLC Ergonomic grips
Stem	Lapierre, 17°, Ø: 31.8mm, Length : 90mm
Seatpost	Lapierre Alloy Ø: 34.9mm, Longueur : 350mm (S,M) 400mm (L,XL)
Saddle	Selle Royal Essenza plus moderate
Front hub	Shimano TC500, boost 15x110, 32H Centerlock
Rear hub	Shimano TC500, boost 12x148, 32H Centerlock, HG driver
Rims	Ryde Rival30 32H, 30-584 Disc Rim
Tires	Schwalbe Johnny Watts Perf, DD, RaceGuard 60-584
Pedals	XLC by VP
Accessories	Bosch Charger 4A + Front light : Trelock LS 800 Light Hammer 60 + Rear Light : Easylife integrated Rear + Easylife Aax1AH7-RC Carrier + Curana 70 fenders

LAPIERRE

E-Explorer 8.8 High

Ref. LLITA

PARIS STONE BEIGE



Non-binding illustrations.

Frame	Suprême 5 alloy
Fork	SR Suntour SF24 Mobie 34 Air 15x110 27.5" 100mm travel 44mm offset
Rear derailleur	Shimano CUES U6000 10/11s
Crankset	XLC 160mm + Miranda Steel Chainring 38T
System	Bosch Performance line CX "25kph" BDU384 / Powertube 800Wh / Bosch Kiox 300
Sprocket	Shimano CUES LG400 11-50T 11s
Chain	Shimano CUES LG500 9/10/11s
Brakes	Shimano M4100 4 pistons
Rotors	Shimano SM-RT30 203mm centerlock
Shiftlevers	Shimano CUES U6000 11s
Headset	Feimin H856 SBL tapered
Handlebar	Alloy 6061DB, Width: 680mm, Rise: 15mm, Backsweep : 25°, Ø: 31.8mm
Grips	XLC Ergonomic grips
Stem	Lapierre, 17°, Ø: 31.8mm, Length : 90mm
Seatpost	Lapierre dropper by Limotec Alpha 3, Ø: 34.9mm, travel 40mm (S), 150mm (M,L,XL) and 40mm suspension + Shimano Lever
Saddle	Selle Royal Essenza plus moderate
Front hub	Shimano TC500, boost 15x110, 32H Centerlock
Rear hub	Shimano TC500, boost 12x148, 32H Centerlock, HG driver
Rims	Ryde Rival30 32H, 30-584 Disc Rim
Tires	Schwalbe Johnny Watts Perf, DD, RaceGuard 60-584
Pedals	XLC by VP
Accessories	Bosch Charger 4A + Front light : Trelock LS 830 Light Hammer 60 + Rear Light : Easylife integrated Rear + Easylife Aax1AH7-RC Carrier + Curana 70 fenders

E-Explorer 8.8 Low

Ref. LLITB

PARIS STONE BEIGE



Non-binding illustrations.

Frame	Suprême 5 alloy
Fork	SR Suntour SF24 Mobie 34 Air 15x110 27.5" 100mm travel 44mm offset
Rear derailleur	Shimano CUES U6000 10/11s
Crankset	XLC 160mm + Miranda Steel Chainring 38T
System	Bosch Performance line CX "25kph" BDU384 / Powertube 800Wh / Bosch Kiox 300
Sprocket	Shimano CUES LG400 11-50T 11s
Chain	Shimano CUES LG500 9/10/11s
Brakes	Shimano M4100 4 pistons
Rotors	Shimano SM-RT30 203mm centerlock
Shiftlevers	Shimano CUES U6000 11s
Headset	Feimin H856 SBL tapered
Handlebar	Alloy 6061DB, Width: 680mm, Rise: 15mm, Backsweep : 25°, Ø: 31.8mm
Grips	XLC Ergonomic grips
Stem	Lapierre, 17°, Ø: 31.8mm, Length : 90mm
Seatpost	Lapierre dropper by Limotec Alpha 3, Ø: 34.9mm, travel 40mm (S), 150mm (M,L,XL) and 40mm suspension + Shimano Lever
Saddle	Selle Royal Essenza plus moderate
Front hub	Shimano TC500, boost 15x110, 32H Centerlock
Rear hub	Shimano TC500, boost 12x148, 32H Centerlock, HG driver
Rims	Ryde Rival30 32H, 30-584 Disc Rim
Tires	Schwalbe Johnny Watts Perf, DD, RaceGuard 60-584
Pedals	XLC by VP
Accessories	Bosch Charger 4A + Front light : Trelock LS 830 Light Hammer 60 + Rear Light : Easylife integrated Rear + Easylife Aax1AH7-RC Carrier + Curana 70 fenders

LAPIERRE

E-Explorer SE High

Ref. LLOTA

COOL MATCHA GREEN



Non-binding illustrations.

Frame	Suprême 5 alloy
Fork	SR Suntour SF24 Mobie 34 Air ABS 15x110 27.5" 100mm travel 44mm offset
Rear derailleur	Shimano CUES U6000 10/11s
Crankset	XLC 160mm + Miranda Steel Chainring 38T
System	Bosch Performance line CX "25kph" BDU384 / Powertube 800Wh / Bosch Kiox 300
Sprocket	Shimano CUES LG400 11-50T 11s
Chain	Shimano CUES LG500 9/10/11s
Brakes	Magura MT C Allroad ABS 4 Pistons (front and rear)
Rotors	Magura MDR-C 203mm Centerlock
Shiftlevers	Shimano CUES U6000 11s
Headset	Feimin H856 SBL tapered
Handlebar	Alloy 6061DB, Width: 680mm, Rise: 15mm, Backsweep : 25°, Ø: 31.8mm
Grips	XLC Ergonomic grips
Stem	Lapierre, 17°, Ø: 31.8mm, Length : 90mm
Seatpost	Lapierre dropper by Limotec Alpha 3, Ø: 34.9mm, travel 40mm (S), 150mm (M,L,XL) and 40mm suspension + Shimano Lever
Saddle	Selle Royal Essenza plus moderate
Front hub	Shimano TC500, boost 15x110, 32H Centerlock
Rear hub	Shimano TC500, boost 12x148, 32H Centerlock, HG driver
Rims	Ryde Rival30 32H, 30-584 Disc Rim
Tires	Schwalbe Johnny Watts Perf, DD, RaceGuard 60-584
Pedals	XLC by VP
Accessories	Bosch Charger 4A + Front light : Trelock LS 830 Light Hammer 60 + Rear Light : Easylife integrated Rear + Easylife Aax1AH7-RC Carrier + Curana 70 fenders

E-Explorer SE Low

Ref. LLOTB

COOL MATCHA GREEN



Non-binding illustrations.

Frame	Suprême 5 alloy
Fork	SR Suntour SF24 Mobie 34 Air ABS 15x110 27.5" 100mm travel 44mm offset
Rear derailleur	Shimano CUES U6000 10/11s
Crankset	XLC 160mm + Miranda Steel Chainring 38T
System	Bosch Performance line CX "25kph" BDU384 / Powertube 800Wh / Bosch Kiox 300
Sprocket	Shimano CUES LG400 11-50T 11s
Chain	Shimano CUES LG500 9/10/11s
Brakes	Magura MT C Allroad ABS 4 Pistons (front and rear)
Rotors	Magura MDR-C 203mm Centerlock
Shiftlevers	Shimano CUES U6000 11s
Headset	Feimin H856 SBL tapered
Handlebar	Alloy 6061DB, Width: 680mm, Rise: 15mm, Backsweep : 25°, Ø: 31.8mm
Grips	XLC Ergonomic grips
Stem	Lapierre, 17°, Ø: 31.8mm, Length : 90mm
Seatpost	Lapierre dropper by Limotec Alpha 3, Ø: 34.9mm, travel 40mm (S), 150mm (M,L,XL) and 40mm suspension + Shimano Lever
Saddle	Selle Royal Essenza plus moderate
Front hub	Shimano TC500, boost 15x110, 32H Centerlock
Rear hub	Shimano TC500, boost 12x148, 32H Centerlock, HG driver
Rims	Ryde Rival30 32H, 30-584 Disc Rim
Tires	Schwalbe Johnny Watts Perf, DD, RaceGuard 60-584
Pedals	XLC by VP
Accessories	Bosch Charger 4A + Front light : Trelock LS 830 Light Hammer 60 + Rear Light : Easylife integrated Rear + Easylife Aax1AH7-RC Carrier + Curana 70 fenders

LAPIERRE

Techzone

E-EXPLORER

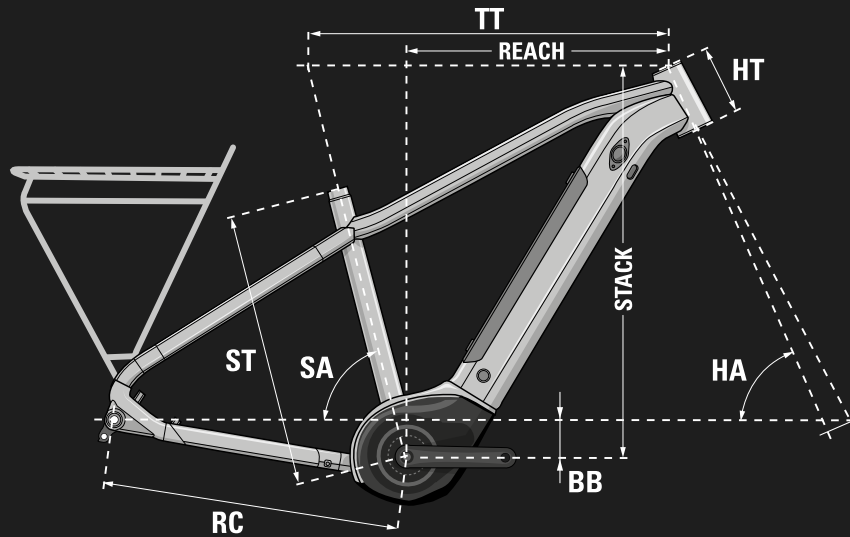


Find more details
on the Accell service portal
in Accentry.

service.accentry.com

Geometry

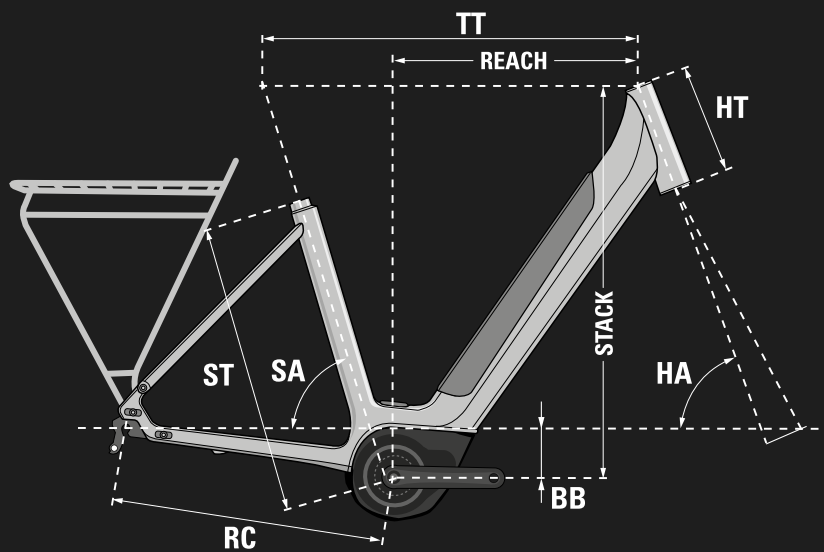
E-EXPLORER 4.5 HIGH
E-EXPLORER 5.5 HIGH



Size	XS	S	M	L
STL	440	480	520	560
CSL	490	490	490	490
TTL	584	587	608	633
HTL	145	155	170	180
HTA (°)	67	67	67	67
STA (°)	73	73	73	73
BB	55	55	55	55
WB	1172	1176	1198	1224
ST	613	622	636	645
RE	397	397	414	436
User	<150	150-170	168-178	176-186
Ref.	LL__A440	LL__A480	LL__A520	LL__A560

Geometry

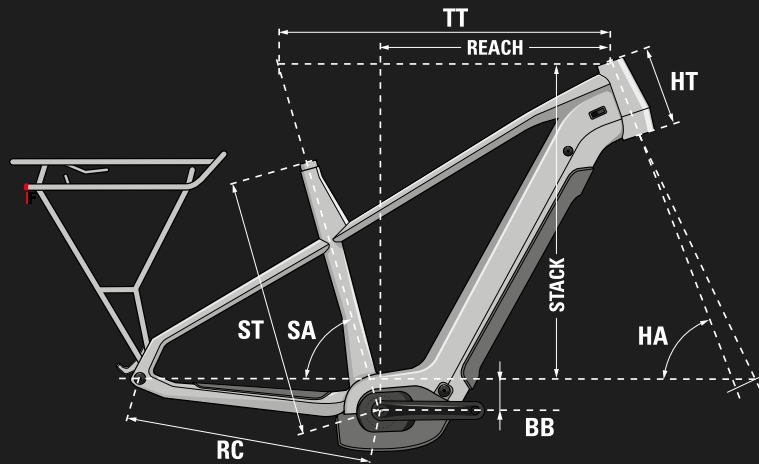
E-EXPLORER 4.5 LOW
E-EXPLORER 5.5 LOW



Size	XS	S	M
STL	400	460	500
SA	73.5	73.5	73.5
HT	135	160	185
HA	70.5	70.5	70.5
TT	600	610	620
RC	480	480	480
WB	1141	1151	1161
User	150-165	163-173	170-180
Ref.	LL__B400	LL__B460	LL__B500

Geometry

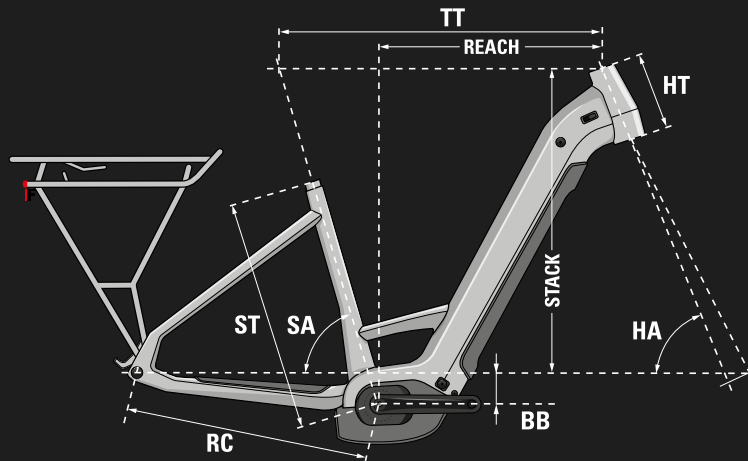
E-EXPLORER 7.6 HIGH
E-EXPLORER 8.8 HIGH
E-EXPLORER SE HIGH



Size	S	M	L	XL
ST [mm]	400	450	500	550
SA [°]	74	74	74	74
HT [mm]	140	140	155	170
HA [°]	68	68	68	68
TT [mm]	610	620	635	658
CS [mm]	465	465	465	465
BB drop [mm]	-60	-60	-60	-60
Fork + Headset [mm]	521	518	521	521
Fork rake [mm]	44	44	44	44
WB [mm]	1171	1181	1198	1223
Stack [mm]	656	654	670	684
Reach [mm]	422	433	443	462
User	156-174	172-182	180-196	188-198
Ref.	LL_TA400	LL_TA450	LL_TA500	LL_TA550

Geometry

E-EXPLORER 7.6 LOW
E-EXPLORER 8.8 LOW
E-EXPLORER SE LOW



Size	S	M	L
ST [mm]	380	450	500
SA [°]	73	73	73
HT [mm]	150	155	175
HA [°]	68	68	68
TT [mm]	610	630	660
CS [mm]	475	475	475
BB drop [mm]	-65	-60	-60
Fork + Headset [mm]	503	503	503
Fork rake [mm]	44	44	44
WB [mm]	1166	1189	1220
Stack [mm]	654	654	672
Reach [mm]	410	430	455
User	156-174	172-182	180-196
Ref.	LL_TB380	LL_TB450	LL_TB500

E-Explorer FS

RANGE

EN An adventurer capable of tackling gravel paths and unexplored little roads.

DE Ein Abenteurer, der Schotterwege und unerforschte kleine Gassen entdecken kann.



EN The E-Explorer FS, more than just an electric bike:

- Full suspension for weekend rides
- The ultimate family bike
- Equipment and accessories suitable for daily tasks

DE Das E-Explorer FS, mehr als nur ein Elektrofahrzeug:

- Vollgefedert für Wochenendausflüge
- Das ultimative Familienrad
- Alltagstaugliche Ausstattung und Zubehör



NEW

E-Explorer FS 7.6 High

Fresh Mint Green | LLETB
Bosch Gen 5 CX | 600Wh



NEW

E-Explorer FS 7.6 Low

Fresh Mint Green | LLETA
Bosch Gen 5 CX | 600Wh



NEW

E-Explorer FS 10.8 High

Midnight Blue | LLNTA
Bosch Gen 5 CX | 800Wh



NEW

E-Explorer FS 10.8 Low

Midnight Blue | LLNTB
Bosch Gen 5 CX | 800Wh

E-Explorer FS 7.6 High

Ref. LLETB

FRESH MINT GREEN



Non-binding illustrations.

Frame	Suprême 5 alloy
Fork	SR Suntour SF25 Zeron 36X EQ Air 15x110 27.5" 140mm travel 44mm offset
Shock	Lapierre Shock 185x50mm Trunnion/15x8mm
Rear derailleur	Shimano CUES U6000 10/11s
Crankset	XLC 160mm + FSA GEN5 Chainring 38T w/ Bashguard
System	Bosch Performance line CX "25kph" BDU384 / Powertube 600Wh / Bosch Intuvia 100
Sprocket	Shimano CUES LG300 11-48T 10s
Chain	Shimano CUES LG500 9/10/11s
Brakes	Shimano M4100 4 (front) / 2 (rear) pistons
Rotors	Shimano SM-RT30 203mm centerlock
Shiftlevers	Shimano CUES U6000 10s
Headset	Acros Integrated ZS56/ZS56 Block Lock
Handlebar	Lapierre Thirty One 6061DB, Width: 760mm, Rise: 15mm, Ø: 31.8mm
Grips	Lapierre grips, S/M: small diameter, L/XL: large diameter
Stem	Lapierre Thirty One alloy, 0°, Ø: 31.8mm, L: 55mm
Seatpost	Lapierre dropper by JD YSP18, Ø: 31.6mm, travel 100mm (S), 130mm (M), 170mm (L,XL) + Shimano lever
Saddle	Selle Royal Essenza plus moderate
Front hub	Shimano TC500, boost 15x110, 32H Centerlock
Rear hub	Shimano TC500, boost 12x148, 32H Centerlock, HG driver
Rims	Ryde Rival30 32H, 30-584 Disc Rim
Tires	Schwalbe Johnny Watts Perf, DD, RaceGuard 65-584
Pedals	XLC by VP
Accessories	Bosch Charger 4A + Front light : Trelock LS 800 Light Hammer 60 + Trelock integrated Rear Light + Carrier Stronglight S-Carus MIK Side + Fenders Stronglight Dopar 69 Alloy double wall

E-Explorer FS 7.6 Low

Ref. LLETA

FRESH MINT GREEN



Non-binding illustrations.

Frame	Suprême 5 alloy
Fork	SR Suntour SF25 Zeron 36X EQ Air 15x110 27.5" 140mm travel 44mm offset
Shock	Lapierre Shock 185x55mm Trunnion/30x8mm
Rear derailleur	Shimano CUES U6000 10/11s
Crankset	XLC 160mm + Miranda Steel Chainring 38T
System	Bosch Performance line CX "25kph" BDU384 / Powertube 600Wh / Bosch Intuvia 100
Sprocket	Shimano CUES LG300 11-48T 10s
Chain	Shimano CUES LG500 9/10/11s
Brakes	Shimano M4100 4 (front) / 2 (rear) pistons
Rotors	Shimano SM-RT30 203mm centerlock
Shiftlevers	Shimano CUES U6000 10s
Headset	Acros Integrated ZS56/ZS56 Block Lock
Handlebar	Lapierre Thirty One 6061DB, Width: 760mm, Rise: 15mm, Ø: 31.8mm
Grips	Lapierre grips, S/M: small diameter, L/XL: large diameter
Stem	Lapierre Thirty One alloy, 0°, Ø: 31.8mm, L: 55mm
Seatpost	Lapierre dropper by Limotec A1, Ø: 34.9mm, travel 125mm (S), 150mm (M), 170mm (L) + Shimano lever
Saddle	Selle Royal Essenza plus moderate
Front hub	Shimano TC500, boost 15x110, 32H Centerlock
Rear hub	Shimano TC500, boost 12x148, 32H Centerlock, HG driver
Rims	Ryde Rival30 32H, 30-584 Disc Rim
Tires	Schwalbe Johnny Watts Perf, DD, RaceGuard 60-584
Pedals	XLC by VP
Accessories	Bosch Charger 4A + Front light : Trelock LS 800 Light Hammer 60 + Rear Light : Stronglight integrated Rear + Stronglight S-Carus MIK Carrier + Curana 70 fenders

LAPIERRE

E-Explorer FS 10.8 High

Ref. LLNTA

MIDNIGHT BLUE



Non-binding illustrations.

Frame	Suprême 5 alloy
Fork	SR Suntour SF25 Zeron 36X EQ ABS Air 15x110 27.5" 140mm travel 44mm offset
Shock	Lapierre Shock 185x50mm Trunnion/15x8mm
Rear derailleur	Shimano CUES U6000 10/11s
Crankset	XLC 160mm + FSA GEN5 Chainring 38T w/ Bashguard
System	Bosch Performance line CX "25kph" BDU384 / Powertube 800Wh / Bosch Intuvia 100
Sprocket	Shimano CUES LG400 11-50T 11s
Chain	Shimano CUES LG500 9/10/11s
Brakes	Magura MT C Allroad ABS 4 Pistons (front and rear)
Rotors	Magura MDR-C 203mm Centerlock
Shiftlevers	Shimano CUES U6000 11s
Headset	Acros Integrated ZS56/ZS56 Block Lock
Handlebar	Lapierre Thirty One 6061DB, Width: 760mm, Rise: 15mm, Ø: 31.8mm
Grips	Lapierre grips, S/M: small diameter, L/XL: large diameter
Stem	Lapierre Thirty One alloy, 0°, Ø: 31.8mm, L: 55mm
Seatpost	Lapierre dropper by JD YSP18, Ø: 31.6mm, travel 100mm (S), 130mm (M), 170mm (L,XL) + Shimano lever
Saddle	Selle Royal Essenza plus moderate
Front hub	Shimano TC500, boost 15x110, 32H Centerlock
Rear hub	Shimano TC500, boost 12x148, 32H Centerlock, HG driver
Rims	Ryde Rival30 32H, 30-584 Disc Rim
Tires	Schwalbe Johnny Watts Perf, DD, RaceGuard 65-584
Pedals	XLC by VP
Accessories	Bosch Charger 4A + Front light : Trelock LS 830 Light Hammer 80 + Trelock integrated Rear Light + Carrier Stronglight S-Carus MIK Side + Fenders Stronglight Dopar 69 Alloy double wall

E-Explorer FS 10.8 Low

Ref. LLNTB

MIDNIGHT BLUE



Non-binding illustrations.

Frame	Suprême 5 alloy
Fork	SR Suntour SF25 Zeron 36X EQ ABS Air 15x110 27.5" 140mm travel 44mm offset
Shock	SR Suntour RS24 Edge X TR R 185x55mm Trunnion/30x8mm
Rear derailleur	Shimano CUES U6000 10/11s
Crankset	XLC 160mm + Miranda Steel Chainring 38T
System	Bosch Performance line CX "25kph" BDU384 / Powertube 800Wh / Bosch Intuvia 100
Sprocket	Shimano CUES LG400 11-50T 11s
Chain	Shimano CUES LG500 9/10/11s
Brakes	Magura MT C Allroad ABS 4 Pistons (front and rear)
Rotors	Magura MDR-C 203mm Centerlock
Shiftlevers	Shimano CUES U6000 11s
Headset	Acros Integrated ZS56/ZS56 Block Lock
Handlebar	Lapierre Thirty One 6061DB, Width: 760mm, Rise: 15mm, Ø: 31.8mm
Grips	Lapierre grips, S/M: small diameter, L/XL: large diameter
Stem	Lapierre Thirty One alloy, 0°, Ø: 31.8mm, L: 55mm
Seatpost	Lapierre dropper by JD YSP18, Ø: 31.6mm, travel 100mm (S), 130mm (M), 170mm (L,XL) + Shimano lever
Saddle	Selle Royal Essenza plus moderate
Front hub	Shimano TC500, boost 15x110, 32H Centerlock
Rear hub	Shimano TC500, boost 12x148, 32H Centerlock, HG driver
Rims	Ryde Rival30 32H, 30-584 Disc Rim
Tires	Schwalbe Johnny Watts Perf, DD, RaceGuard 60-584
Pedals	XLC by VP
Accessories	Bosch Charger 4A + Front light : Trelock LS 830 Light Hammer 60 + Rear Light : Stronglight integrated Rear + Stronglight S-Carus MIK Carrier + Stronglight Alloy Dopar 69 fenders

LAPIERRE

Techzone

E-EXPLORER FS

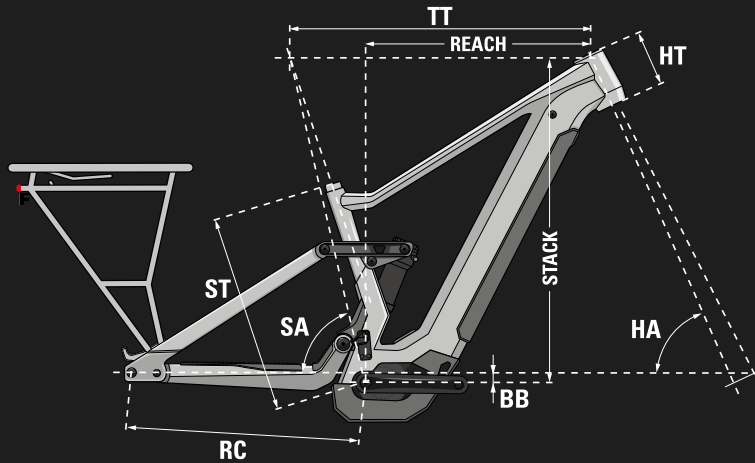


Find more details
on the Accell service portal
in Accentry.

service.accentry.com

Geometry

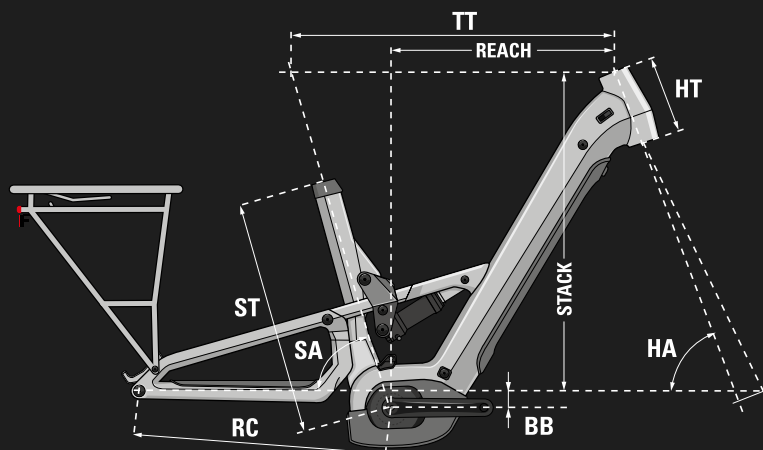
E-EXPLORER FS 7.6 HIGH
E-EXPLORER FS 10.8 HIGH



Size	S	M	L	XL
ST (mm)	390	430	460	490
Horizontal TT (mm)	581	604	628	658
HA (°)	65,5	66	66	66
Virtual SA (°)	76,5	76,5	76,5	76,5
RC (mm)	460	460	460	460
HT (mm)	110	120	140	160
Rear BB Drop (mm)	-15	-15	-15	-15
Front BB Drop (mm)	-15	-15	-15	-15
Fork Travel (mm)	140	140	140	140
Fork Length (mm)	550	550	550	550
Fork Offset (mm)	44	44	44	44
Rear Travel (mm)	142	142	142	142
Calculated Stack (mm)	597	609	627	646
Calculated Reach (mm)	438	458	477	503
Calculated WB (mm)	1211	1230	1258	1292
Calculated Average BB Drop (mm)	-15	-15	-15	-15
Calculated DT (mm)	740	762	788	818
Front wheel diameter (mm)	684	684	684	684
Rear wheel diameter (mm)	684	684	684	684
BB height (mm)	327	327	327	327
User	150-170	168-185	180-190	>185
Ref.	LL_T_390	LL_T_430	LL_T_460	LL_T_490

Geometry

E-EXPLORER FS 7.6 LOW
E-EXPLORER FS 10.8 LOW



Size	S	M	L
Seattube Length [mm]	400	450	490
Seattube Angle [°]	75,0	75,0	75,0
Seattube Offset [mm]	0	0	0
Seat Angle [°]	75,0	75,0	75,0
Headtube Length [mm]	140	150	160
Headtube Angle [°]	66,0	66,0	66,0
Toptube Length [mm]	590	615	645
Chainstay Length [mm]	465	465	465
BB Drop [mm]	-20	-20	-20
Fork Length + Headset [mm]	540	540	540
Fork Rake [mm]	44	44	44
Tire Diameter Front [mm]	708	708	708
Tire Diameter Rear [mm]	708	708	708
Wheelbase [mm]	1204	1231	1263
BB Height [mm]	334	334	334
Stack [mm]	623	632	642
Reach [mm]	423	446	473
User	156-174	170-185	>182
Ref.	LL_T_030	LL_T_040	LL_T_050

Annex





CONTACTS



RECEPTION

+49 (0) 9632 9255-0

sales@lapierre-bikes.de



SERVICE

service@lapierre-bikes.de




Service Portal

on **accentry**

A place made for the dealers where you can find plenty of informations:

- Documents
- Dashboard
- Exploded View
- E-Learning



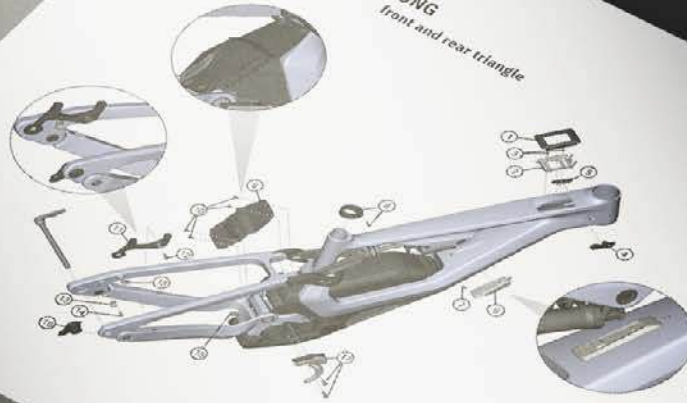
Discover it on



service.accentry.com


ÜBERSICHTSZEICHNUNG
ASSEMBLY DRAWING

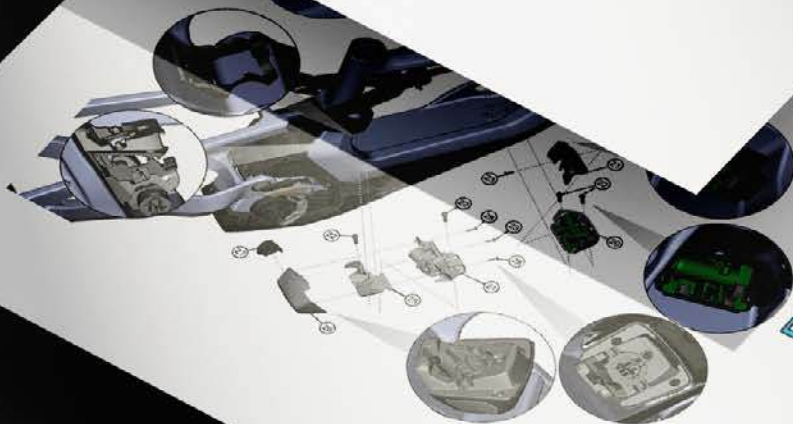
front and rear triangle



LAPIERRE

Hinweis: Bei den Schrauben muss mindestens Gewindesteigung verwendet werden.
Note: use medium strength screw lock for screw
Hinweis: Bei den Schrauben muss mindestens Gewindesteigung verwendet werden.
Note: use medium strength screw lock for screw

 **medium strength screwlock**



LAPIERRE

Hinweis: Bei den Schrauben muss mindestens Gewindesteigung verwendet werden.
Note: use medium strength screw lock for screw
Hinweis: Bei den Schrauben muss mindestens Gewindesteigung verwendet werden.
Note: use medium strength screw lock for screw

 **medium strength screwlock**



INTEGRATED ASSEMBLY STAND



Almada Work-E | VC-C07

250 33 11000	970000	For 2 e-bikes, max. tyre width 75 mm
250 33 11200	970000	For 2 e-bikes, max. tyre width 75 mm, UK version

- Bike rack for towbar mounting, lockable
- 2in1 construction: bike rack and integrated bike work stand with adjustable arm
- Towbar mount fully adjustable and lockable
- LED rear lighting
- Max. tyre width 75 mm / 2,8"
- Wheelstraps with quick fastener
- Movable wheelstraps to adjust wheelbase
- New lockable bike gripper compatible with frame tube diameters: Ø 25 - 80 mm (alloy, carbon and steel)
- Per bike 22 cm max. distance on rear end
- Rail distance: 24 cm (centre to centre)
- Max. load: 60 kg
- Max. weight per bike: 30 kg
- Suitable for e-bikes
- Two small wheels and handle for easy transport
- Plug connection: 13-pole and 7-pole
- Max. speed: 130 km/h
- Tiltable, even with bikes mounted for easy car trunk access
- MRS mounting option to fit MRS lock from XLC
- Integratable ramp for easier loading available as accessory
- Low-entry frame adapter available as accessory
- Completely pre-mounted
- Dimensions folded: w x h x d: 22 x 87 x 52 cm
- Dimensions opened: w x h x d: 154 x 118 x 52 cm
- RDW certified (EG-type approval)
- TÜV certified



SOFT FRAME GRIPPER FOR EVERY FRAME MATERIAL AND SHAPE



XLC MRS RAIL LOCK MR-S02 AVAILABLE SEPARATELY



WHEEL STRAPS WITH RATCHET FUNCTION

XLC PARTS | Pedals

250 18 13665

PD-M31

XLC platform pedal

black



XLC ACCESSORIES | Bags

250 17 00010	BA-G01	XLC Frame Bag	black, 3.00 l, size S
250 17 00011	BA-G01	XLC Frame Bag	black, 3.40 l, size M
250 17 00012	BA-G01	XLC Frame Bag	black, 4.50 l, size L
250 17 00020	BA-G02	XLC Saddle Bag	green/black, 15.00 l
250 17 00030	BA-G03	XLC Top Tube Bag	black, 1.00 l, size S
250 17 00031	BA-G03	XLC Top Tube Bag	black, 1.25 l, size M



XLC ACCESSORIES | Hip Bag

250 17 17500	BA-H01	XLC Hip Bag	<p>Dimensions: 27 x 21 x 8 cm Capacity: approx. 3.6 l Water-repellent material Compatible with XLC hydration bladder BA-X30</p>
250 17 00003	BA-X30	XLC Hydration Bladder	<p>Fits XLC Hip Bag BA-H01 and XLC Frame Bag BA-G01 Detachable hose with a length of 1 m Dimensions: 23.5 x 26 x 17 cm Capacity: 1.3 litres</p>



Couldn't find what you're looking for?

Please visit our website to view the extensive range of spare parts and accessories and to find out more about our products.
shop.accentry.com/login

For complaints please use the new Accell service portal in Accentry.
service.accentry.com



EINSATZBEREICHE // RANGE OF USE


Jedes Fahrrad wurde für einen bestimmten Gebrauch beziehungsweise Einsatzbereich entwickelt und gebaut. Dieser Abschnitt erklärt diese Einsatzbereiche und gibt Auskunft über das maximal zulässige Gesamtgewicht bzw. Fahrer:innengewicht.

Das Gesamtgewicht setzt sich zusammen aus dem Gewicht des Fahrrads, des/der fahrfertig bekleideten Fahrenden und des Gepäcks.

Each bicycle is designed for a specific range of use. This section explains those ranges and the weight limits.

The total weight equals the weight of the bicycle plus fully geared rider plus luggage.

MAXIMAL ZULÄSSIGES GESAMTGEWICHT//
MAX. ALLOWED TOTAL WEIGHT



ACHTUNG

Fahrräder sind stets entsprechend ihrem zugelassenen Einsatzbereich zu verwenden. Wird ein Fahrrad höheren Belastungen ausgesetzt, als von uns in der jeweiligen Kategorie empfohlen, kann das zu Beschädigungen des Materials und sogar zum Bruch führen. Ein beschädigtes Fahrrad kann unkontrollierbar werden und dadurch schwere Stürze verursachen.

Beachten Sie auch die Betriebsanleitung des jeweiligen Fahrrads.

WARNING

Bikes always have to be used within and according to their range of use. If a bike is exposed to more stress than intended in its specific range of use, the bicycle and/or its parts may be damaged or break. A damaged or broken bike may be difficult or impossible to control and may cause severe crashes.

Always pay attention to the operating manual of the respective bicycle as well.

MODEL CODE	MODELL // MODEL	KATEGORIE EINSATZBEREICH // RANGE OF USE CATEGORY	MAX. ZULÄSSIGES GESAMTGEWICHT // MAX. ALLOWED TOTAL WEIGHT
LFARA	AEROSTORM DRS	6	110
LFKRA	AEROSTORM DRS FRAMESET	6	110
LCARA	CROSSHILL 2.0	2	110
LCBRA	CROSSHILL 3.0	2	110
LCBTA	CROSSHILL 3.0 FLAT	2	110
LCCRA	CROSSHILL 5.0	2	110
LCDRA	CROSSHILL 6.0	2	110
LCETA	CROSSHILL CF 5.0	2	110
LCFTA	CROSSHILL CF 6.0	2	110
LCFTC	CROSSHILL CF 6.0 AXS	2	110
LCFTB	CROSSHILL CF 6.0 S	2	110
LCGTA	CROSSHILL CF 7.0	2	110
LCHTA	CROSSHILL CF 8.0	2	110
LCHTB	CROSSHILL CF 8.0 S	2	110
LHATA	EDGE 2.7	3	120
LHATB	EDGE 2.7 W	3	120
LHATC	EDGE 2.9	3	120
LHBTA	EDGE 3.7	3	120
LHBTB	EDGE 3.7 W	3	120
LHBTC	EDGE 3.9	3	120
LHCTA	EDGE 5.7	3	120
LHCTB	EDGE 5.7 W	3	120
LHCTC	EDGE 5.9	3	120
LHDTA	EDGE 7.9	3	120
LHETA	EDGE 9.9	3	120
LLHRB	E-EXPLORER 4.5 LOW	2	130
LLHRA	E-EXPLORER 4.5 HIGH	2	130
LLBTA	E-EXPLORER 5.5 HIGH	2	130
LLBTB	E-EXPLORER 5.5 LOW	2	130
LLDTA	E-EXPLORER 7.6 HIGH	2	130
LLDTB	E-EXPLORER 7.6 LOW	2	130
LLITA	E-EXPLORER 8.8 HIGH	2	130
LLITB	E-EXPLORER 8.8 LOW	2	130
LLNTA	E-EXPLORER FS 10.8 HIGH	3	120
LLNTB	E-EXPLORER FS 10.8 LOW	2	130
LLETB	E-EXPLORER FS 7.6 HIGH	3	120
LLETA	E-EXPLORER FS 7.6 LOW	2	130
LLOTA	E-EXPLORER SE HIGH	2	130
LLOTB	E-EXPLORER SE LOW	2	130
LEATA	E-SENSIUM 2.2	2	130
LEXTA	EZESTY AM 8.4	4	120
LEYTA	EZESTY AM 9.4	4	120
LEZTA	EZESTY AM LTD	4	120

MODEL CODE	MODELL // MODEL	KATEGORIE EINSATZBEREICH // RANGE OF USE CATEGORY	MAX. ZULÄSSIGES GESAMTGEWICHT // MAX. ALLOWED TOTAL WEIGHT
LORTA	OVERVOLT AM 10.8	4	120
LONTA	OVERVOLT AM 4.6	4	120
LOOTA	OVERVOLT AM 5.8	4	120
LOPTA	OVERVOLT AM 7.8	4	120
LOQTA	OVERVOLT AM 9.8	4	120
LGATA	OVERVOLT GLP ELITE	4	120
LGCTA	OVERVOLT GLP SE	4	120
LGBT A	OVERVOLT GLP TEAM	4	120
LOBRA	OVERVOLT HT 4.5 HIGH	3	120
LOBRB	OVERVOLT HT 4.5 MID	3	120
LOCRA	OVERVOLT HT 5.5 HIGH	3	120
LOCRB	OVERVOLT HT 5.5 MID	3	120
LODTA	OVERVOLT HT 6.6 HIGH	3	120
LOETA	OVERVOLT HT 8.8 HIGH	3	120
LOLTA	OVERVOLT TR 4.6	4	120
LOLT B	OVERVOLT TR 6.8	4	120
LPAPA	PRORACE 20	2	60
LPAPB	PRORACE 20 GIRL	2	60
LPATC	PRORACE 20 SL	2	60
LPBPA	PRORACE 24	2	80
LPBPB	PRORACE 24 GIRL	2	80
LPBTC	PRORACE 24 SL	2	80
LPCRA	PRORACE 3.9	3	120
LPDRA	PRORACE 4.9	3	120
LPERA	PRORACE 5.9	3	120
LPFRA	PRORACE CF 5.9	3	120
LPGRA	PRORACE CF 6.9	3	120
LPHRA	PRORACE CF 7.9 - C1	3	120
LPHRB	PRORACE CF 7.9 - C2	3	120
LPIRA	PRORACE CF 8.9 - C1	3	120
LPIRB	PRORACE CF 8.9 - C2	3	120
LPJTA	PRORACE CF 9.9	3	120
LPPTC	PULSIUM 6.0 AXS	2	110
LPPTA	PULSIUM 6.0 C1	2	110
LPPTB	PULSIUM 6.0 C2	2	110
LPQTA	PULSIUM 7.0 C1	2	110
LPQTB	PULSIUM 7.0 C2	2	110
LPRTA	PULSIUM 8.0	2	110
LPMTA	PULSIUM 3.0	2	110
LPNTA	PULSIUM 5.0	2	110
LSBRA	SPICY CF 6.9	5	120
LSCRA	SPICY CF 7.9	5	120
LSJTA	SPICY CF 8.9	5	120

MODEL CODE	MODELL // MODEL	KATEGORIE EINSATZBEREICH // RANGE OF USE CATEGORY	MAX. ZULÄSSIGES GESAMTGEWICHT // MAX. ALLOWED TOTAL WEIGHT
LSKTA	SPICY CF FRAMESET	5	120
LSDTA	SPICY CF TEAM	5	120
LZBRA	TR 3.9	4	120
LZCRA	TR 4.9	4	120
LZDRA	TR 5.9	4	120
LTAPA	TREKKING 1.0 HIGH	2	130
LTAPB	TREKKING 1.0 LOW	2	130
LTBPA	TREKKING 2.0 HIGH	2	130
LTBPB	TREKKING 2.0 LOW	2	130
LTCPA	TREKKING 3.0 HIGH	2	130
LTCPB	TREKKING 3.0 LOW	2	130
LXFTA	XELIUS DRS 10.0	6	110
LXATA	XELIUS DRS 5.0	6	110
LXBTA	XELIUS DRS 6.0 - C1	6	110
LXBTB	XELIUS DRS 6.0 - C2	6	110
LXBTC	XELIUS DRS 6.0 AXS C1	6	110
LXCTA	XELIUS DRS 7.0 - C1	6	110
LXCTB	XELIUS DRS 7.0 - C2	6	110
LXDTA	XELIUS DRS 8.0 - C1	6	110
LXDTB	XELIUS DRS 8.0 - C2	6	110
LXDTC	XELIUS DRS 8.0 AXS	6	110
LXETA	XELIUS DRS 9.0	6	110
LXKTA	XELIUS DRS FDJ FRAMESET	6	110
LXKTB	XELIUS DRS FRAMESET	6	110
LXGTA	XELIUS DRS SE	6	110
LXHTA	XELIUS DRS SO	6	110
LRARA	XR 5.9	3	120
LRCRA	XR 9.9	3	120
LRKTA	XR FRAMESET	3	120
LRHTA	XRM 10.9	3	120
LRERA	XRM 6.9 - C1	3	120
LRERB	XRM 6.9 - C2	3	120
LRBRA	XRM 7.9 - C1	3	120
LRBRB	XRM 7.9 - C2	3	120
LRFRA	XRM 8.9	3	120
LRITA	XRM 9.9	3	120
LRJTA	XRM SE	3	120
LZFRA	ZESTY 4.9	4	120
LZGRA	ZESTY 5.9	4	120
LZNTA	ZESTY CF 10.9	4	120
LZKRA	ZESTY CF 6.9	4	120
LZIRA	ZESTY CF 7.9	4	120
LZJTA	ZESTY CF 8.9	4	120
LZLTA	ZESTY CF 9.9	4	120

EINSATZBEREICHE

SYMBOL	FAHRZEUGKATEGORIE	NUTZUNG
	Fahrzeuge der Kategorie 0 sind in der Regel Kinderspielräder 12" und Kinderräder 12" und 16".	<p>Kategorie 0:</p> <ul style="list-style-type: none"> - Für Kinder ab 3 Jahren - Verwendung nur unter Aufsicht Erziehungsberechtigter - Teilnahme an dem Straßenverkehr ist nicht gestattet - Teilnahme an Wettkämpfen ist nicht gestattet - Nicht für Sprünge und akrobatische Handlungen geeignet
	Fahrzeuge der Kategorie 1 sind in der Regel Fahrräder, Pedelecs und S-Pedelecs des Typs Rennrad oder Fitness Bike (Urban Bike).	<p>Kategorie 1:</p> <ul style="list-style-type: none"> - Ausschließlich für asphaltierte, betonierte oder gepflasterte Straßen und Wege - Permanenter Bodenkontakt der Laufräder muss gewährleistet sein - Die Teilnahme an Wettkämpfen ist gestattet - Nicht für Drops, Sprünge und akrobatische Handlungen geeignet
	Fahrzeuge der Kategorie 2 sind in der Regel Fahrräder, Pedelecs und S-Pedelecs des Typs City-, Trekking-, Cross-Trekking- oder Lastenrad, außerdem Kinderräder 20" und Jugendräder 24".	<p>Kategorie 2:</p> <ul style="list-style-type: none"> - Beinhaltet Kategorie 1 sowie befestigte und naturfeste Wege mit moderaten Steigungen - Absätze von bis zu 15 cm, z. B. Bordsteinkanten, können hinuntergefahren werden - Die Teilnahme an Wettkämpfen ist nicht gestattet - Nicht für Sprünge und akrobatische Handlungen geeignet
	Fahrzeuge der Kategorie 3 sind in der Regel Fahrräder, Pedelecs und S-Pedelecs des Typs Mountainbike mit Einsatzzweck Cross Country, Marathon und Tour sowie Fahrräder aus den Bereichen Cyclo-Cross und All Track.	<p>Kategorie 3:</p> <ul style="list-style-type: none"> - Beinhaltet Kategorien 1 und 2 sowie raue Trails mit kleineren Hindernissen und unbefestigte Strecken, die eine gute Fahrtechnik erfordern - Die Teilnahme an Wettkämpfen ist gestattet - Drops und Sprünge bis zu einer Höhe von max. 60 cm sind zulässig (unter der Voraussetzung entsprechender Fahrtechnik) - Nicht für akrobatische Handlungen geeignet
	Fahrzeuge der Kategorie 4 sind in der Regel Fahrräder, Pedelecs und S-Pedelecs des Typs Mountainbike mit Einsatzzweck Allmountain.	<p>Kategorie 4:</p> <ul style="list-style-type: none"> - Beinhaltet Kategorien 1, 2 und 3 - Größere Hindernisse und höhere Geschwindigkeiten setzen gesteigertes fahrerisches Können voraus - Die Teilnahme an Wettkämpfen ist gestattet - Drops und Sprünge bis zu einer Höhe von max. 120 cm sind zulässig (unter der Voraussetzung entsprechender Fahrtechnik) - Nicht für akrobatische Handlungen geeignet
	Fahrzeuge der Kategorie 5 sind in der Regel Fahrräder, Pedelecs und S-Pedelecs des Typs Mountainbike mit Einsatzzweck Enduro/Freeride/Downhill.	<p>Kategorie 5:</p> <ul style="list-style-type: none"> - Beinhaltet Kategorien 1, 2, 3 und 4 sowie sehr schnell gefahrenes und sehr anspruchsvolles Gelände mit extremen Steigungen - Sehr hohe Ansprüche an das fahrerische Können - Die Teilnahme an Wettkämpfen ist gestattet - Weite Sprünge und Drops sind zulässig (unter der Voraussetzung entsprechender Fahrtechnik) - Nicht für akrobatische Handlungen geeignet

RANGE OF USE

SYMBOL	CYCLE CATEGORY	USE
	Category 0 cycles are generally 12" balance bikes and 12" or 16" children's bikes.	<p>Category 0:</p> <ul style="list-style-type: none"> - For children aged 3 years and up - Only for use under the supervision of a parent or guardian - Not permitted on the road - Not permitted in competitions - Not suitable for jumps or acrobatics
	Category 1 cycles are generally bikes, pedelecs and S-pedelecs in the style of racing bikes or fitness bikes (urban bikes).	<p>Category 1:</p> <ul style="list-style-type: none"> - Solely for asphalt, concrete or paved roads and paths - Wheels must be kept in permanent contact with the ground - Permitted in competitions - Not suitable for drops, jumps or acrobatics
	Category 2 cycles are generally bikes, pedelecs and S-pedelecs in the style of city, trekking, cross-trekking or cargo bikes, as well as 20" children's bikes and 24" junior bikes.	<p>Category 2:</p> <ul style="list-style-type: none"> - Includes category 1, plus surfaced and naturally firm paths with moderate inclines - Can be ridden down steps of up to 15 cm / 5.9", e.g. kerbs - Not permitted in competitions - Not suitable for jumps or acrobatics
	Category 3 cycles are generally bikes, pedelecs and S-pedelecs in the style of mountain bikes designed for cross-country, marathon and touring use, plus bikes in the cyclo-cross and all-track segments.	<p>Category 3:</p> <ul style="list-style-type: none"> - Includes categories 1 and 2, plus rough trails with small obstacles, and unsurfaced routes that require good riding technique - Permitted in competitions - Drops and jumps permitted up to a max. height of 60 cm / 23.6" (with appropriate riding technique) - Not suitable for acrobatics
	Category 4 cycles are generally bikes, pedelecs and S-pedelecs in the style of mountain bikes designed for all-mountain use.	<p>Category 4:</p> <ul style="list-style-type: none"> - Includes categories 1, 2 and 3 - Larger obstacles and higher speeds require increased riding skills - Permitted in competitions - Drops and jumps permitted up to a max. height of 120 cm / 47.2" (with appropriate riding technique) - Not suitable for acrobatics
	Category 5 cycles are generally bikes, pedelecs and S-pedelecs in the style of mountain bikes designed for enduro/freeride/downhill use.	<p>Category 5:</p> <ul style="list-style-type: none"> - Includes categories 1, 2, 3 and 4, plus very fast and very demanding terrain with extreme inclines - Very high demands on riding skill - Permitted in competitions - Long drops and jumps permitted (with appropriate riding technique) - Not suitable for acrobatics

LAPIERRE

Ride Your Next